

DAFTAR PUSTAKA

- Abraham, R., La Rudi, La Ode Arham, and Muna Erna Wati, 2019, Analisis Kualitas Minyak Nilam Asal Kolaka Utara Sebagai Upaya Meningkatkan Dan Mengembangkan Potensi Tanaman Nilam (*Pogostemon* Sp.) Di Sulawesi Tenggara, 4(2):133–44.
- Adani, S. I., & Pujiastuti, Y. A. (2018). Pengaruh Suhu dan Waktu Operasi pada Proses Destilasi untuk Pengolahan Aquades di Fakultas Teknik Universitas Mulawarman. *Jurnal Chemurgy*, 1(1), 31-35. <https://doi.org/10.30872/cmg.v1i1.1137>
- Adani, Shabrina Iswari dan Yunita Ali Pujiastuti. 2017. “Pengaruh Suhu dan Waktu Operasi pada Proses Destilasi untuk Pengolahan Aquades di Fakultas Teknik Universitas Mulawarman”. Program Studi Teknik Kimia, Jurnal Chemurgy, Vol. 01, No. 1.
- Andrian, S., dan Purba M. 2014. Pengaruh ketinggian tempat dan kemiringan lereng terhadap produksi karet (*Hevea brasiliensis* Muell. Arg.) di kebun Hasepong PTPN III Tapanuli Selatan. Jurnal Online Agroteknologi 3(2): 981 – 989.
- Arya, P. 2018. *Identifying Informal Settlements in Kotabaru Regency*. Diakses pada tanggal 16 Januari 2024 dari: <https://id.scribd.com/document/378495529/Gambaran-Umum-Wilayah-Kecamatan-Pulau-Laut-Utara>
- Badan Standarisasi Nasional. 2006. Kelarutan Minyak Atsiri Sereh Wangi SNI 03-2105-2006. Indonesia.
- Badan Standarisasi Nasional. 2006. Minyak Daun Cengkih SNI 06-2387-2006. Indonesia.
- Dewi, L. K., Friatnasary, D. L., Herawati, W., Nurhadianty, V., & Cahyani, C. (2018). Studi perbandingan metode isolasi ekstraksi pelarut dan destilasi uap minyak atsiri kemangi terhadap komposisi senyawa aktif. *Jurnal Rekayasa Bahan Alam Dan Energi Berkelanjutan*, 2(1), 13-19.
- Effendi, V. P., & Widjanarko, S. B. 2014. Distilasi Dan Karakterisasi Minyak Atsiri Rimpang Jeringau (*Acorus Calamus*) Dengan Kajian Lama Waktu Distilasi Dan Rasio Bahan: Pelarut. Jurnal Pangan dan Agroindustri, 2(2), 1- 8.
- Febrianti, D. R., Susanto, Y., Niah, R., & Latifah, S. (2019). Aktivitas antibakteri minyak atsiri kulit jeruk siam banjar (*Citrus reticulata*) terhadap pertumbuhan *Pseudomonas aeruginosa*. *Jurnal Pharmascience*, 6(1), 10-17.

- Gusnadi, D. (2021). Uji Organoleptik dan Daya Terima pada Produk Mousse Berbasis Tapai Singkong sebagai Komoditi UMKMd di Kabupaten Bandung. *Jurnal Inovasi Penelitian*, 1(10), 1–208.
- Hamad, A., Mahardika M.GP., Yuliani., and Hartanti, D., 2017, *Chemical Constituents And Antimicrobial Activities Of Essential Oils Of Syzygium Polyanthum And Syzygium Aromaticum*, *Rayasan Journal Chem*, ISSN: 0974-1496, 10 (2) : 564 – 569.
- Harismah, K., & Chusniatun. 2016. Pemanfaatan Daun Salam (*Eugenia polyantha*) Sebagai Obat Herbal dan Rempah Penyedap Makanan. *Warta LPM*, 19(2), 110–118.
- Hasny, L. A., & Supriadi. 2021. Ekstraksi Minyak Atsiri Daun Salam (*Syzygium polyanthum*) Menggunakan Metode Enfleurasi. *Journal of Experimental and Clinical Pharmacy (JECPh)*, 1(2).
- Ismail, A., & Ahmad, W. A. N. W. 2019. *Syzygium polyanthum* (Wight) Walp: A potential phytomedicine. *Pharmacognosy Journal*, 11(2).
- Ismay, A. S., Azwar, A., Luthfi, L., Cebro, I. S., & Fahkriza, F. (2020). Pelatihan Penyulingan Minyak Sereh Wangi Desa Alue Awe Kecamatan Muara Dua Kota Lhoseumawe. In *Prosiding Seminar Nasional Politeknik Negeri Lhokseumawe* (Vol. 4, No. 1, pp. 104-108).
- Istiqomah, H., & Jayuska, A. 2020. Karakterisasi Minyak Atsiri Daun Salam (*Syzygium polyanthum* Wight) Asal Kalimantan Barat dengan Metode Destilasi Uap. *Jurnal Kimia Khatulistiwa*, 8(3).
- Kementerian Kesehatan Republik Indonesia. 2023. *Materia kosmetika bahan alam indonesia seri minyak atsiri*. Jakarta : Kementerian Kesehatan RI
- Kurniawan, Eddy, Nita Sari, and Sulhatun Sulhatun (2020). "Ekstraksi Sereh Wangi Menjadi Minyak Atsiri." *Jurnal Teknologi Kimia Unimal* 9.2 : 43-53.
- Mani, D., Kalpana, M. S., Patil, D. J., & Dayal, A. M. (2017). Organic matter in gas shales: origin, evolution, and characterization. In *Shale Gas* (pp. 25-54). Elsevier.
- Maradona, D. 2013. Uji Aktivitas Antibakteri Ekstrak Etanol Daun Durian (*Durio zibhetinus* L.), Daun Lengkek (*Dinocarpus longan* Lour.), Daun Rambutan (*Nephelium lappaceum* L.) Terhadap Bakteri *Staphylococcus aureus* ATCC 25925 dan *Escherichia coli* ATCC 25922. Skripsi. UIN Syarif Hidayatullah, Jakarta.
- Maulida, Z. (2019). Pengaruh Perlakuan Pendahuluan Fermentasi Terhadap Kualitas dan Kuantitas Minyak Atsiri Kulit Jeruk Purut (*Citrus hystrix* DC). *Skripsi*. Malang: Fakultas Teknologi Pertanian Universitas Brawijaya.

- Mbaru, M., Victor, M. E., Proborini, W. D., & Fitri, A. C. K. (2018). Perbandingan metode distilasi minyak atsiri daun kayu putih menggunakan hydrodistillation dan steam distillation. *EUREKA: Jurnal Penelitian Teknik Sipil Dan Teknik Kimia*, 2(2), 215-221.
- National Center for Biotechnology Information (2024). Diakses pada tanggal 26 Juni 2024 dari: *PubChem Compound Summary for CID 5362620, cis-4-Decenal*. Retrieved June 3, 2024 from <https://pubchem.ncbi.nlm.nih.gov/compound/cis-4-Decenal>.
- National Center for Biotechnology Information (2024). Diakses pada tanggal 26 Juni 2024 dari: *PubChem Compound Summary for CID 15560276, alpha-Gurjunene*. Retrieved June 3, 2024 from <https://pubchem.ncbi.nlm.nih.gov/compound/15560276>.
- National Center for Biotechnology Information (2024). Diakses pada tanggal 26 Juni 2024 dari: *PubChem Compound Summary for CID 6918391, Beta-Elemene*. Retrieved June 3, 2024 from <https://pubchem.ncbi.nlm.nih.gov/compound/Beta-Elemene>.
- National Center for Biotechnology Information (2024). Diakses pada tanggal 26 Juni 2024 dari: *PubChem Compound Summary for CID 5281515, Caryophyllene*. Retrieved June 3, 2024 from <https://pubchem.ncbi.nlm.nih.gov/compound/Caryophyllene>.
- National Center for Biotechnology Information (2024). Diakses pada tanggal 26 Juni 2024 dari: *PubChem Compound Summary for CID 5317844, alpha-Guaiene*. Retrieved June 3, 2024 from <https://pubchem.ncbi.nlm.nih.gov/compound/alpha-Guaiene>.
- National Center for Biotechnology Information (2024). Diakses pada tanggal 26 Juni 2024 dari: *PubChem Compound Summary for CID 10899740, (-)-Alloaromadendrene*. Retrieved June 3, 2024 from <https://pubchem.ncbi.nlm.nih.gov/compound/Alloaromadendrene>.
- National Center for Biotechnology Information (2024). Diakses pada tanggal 26 Juni 2024 dari: *PubChem Compound Summary for CID 3893, Lauric Acid*. Retrieved June 3, 2024 from <https://pubchem.ncbi.nlm.nih.gov/compound/Lauric-Acid>.
- National Center for Biotechnology Information (2024). Diakses pada tanggal 26 Juni 2024 dari: *PubChem Compound Summary for CID 91750050, gamma-Gurjunenepoxide*. Retrieved June 3, 2024 from <https://pubchem.ncbi.nlm.nih.gov/compound/gamma-Gurjunenepoxide>.
- National Center for Biotechnology Information (2024). Diakses pada tanggal 26 Juni 2024 dari: *PubChem Compound Summary for CID 5320651, Pogostol*.

Retrieved June 3, 2024
from <https://pubchem.ncbi.nlm.nih.gov/compound/Pogostol>.

National Center for Biotechnology Information (2024). Diakses pada tanggal 26 Juni 2024 dari: *PubChem Compound Summary for CID 12334859, 2H-Pyran-2-one, 3-acetyl-3,4-dihydro-4-hydroxy-6-methyl-*. Retrieved June 3, 2024 from <https://pubchem.ncbi.nlm.nih.gov/compound/3-acetyl-4-hydroxy-6-methyl-4-dihydro>.

National Center for Biotechnology Information (2024). Diakses pada tanggal 26 Juni 2024 dari: *PubChem Compound Summary for CID 10851, Trilaurin*. Retrieved June 3, 2024 from <https://pubchem.ncbi.nlm.nih.gov/compound/Trilaurin>.

Nur, S., Baitanu, J. A., & Gani, S. A. (2019). Pengaruh tempat tumbuh dan lama penyulingan secara hidrodestilasi terhadap rendemen dan profil kandungan kimia minyak atsiri daun kemangi (*Ocimum canum* Sims L.). *Jurnal Fitofarmaka Indonesia*, 6(2), 363-367.

Nurchahyo, Heru, and Sari Prabandari. "Pengaruh Tingkat Derajat Kehalusan Serbuk Kering Temulawak (*Curcuma Xanthorrhiza* Roxb.) Terhadap Hasil Rendemen Minyak Atsiri Dengan Metode Water Destilation." Prosiding Seminar Nasional IPTEK Terapan (SENIT) 2016 Pengembangan Sumber Daya Lokal Berbasis IPTEK. Vol. 1. No. 1. 2016.

Pratiwi, A., & Utami, L. B. 2018. Isolasi Dan Analisis Kandungan Minyak Atsiri Pada Kembang Leson. *Bioeksperimen: Jurnal Penelitian Biologi*, 4(1), 42-47.

Priyono, K., Rudi, F., & Rachmawati, S. (2018). Pengambilan minyak atsiri dari rimpang jahe merah menggunakan metode distilasi uap dan ekstraksi air dengan pemanas microwave. In *Seminar Nasional Teknik Kimia Kejuangan* (p. 5).

Putri, R. (2024). Perbandingan Kualitas Minyak atsiri Kayu Manis Dari Daun, Kulit Ranting Dan Kulit Batang Kayu Manis Dengan Perlakuan Pendahuluan. *Skripsi*. Universitas Jambi.

Setyowati, N., & Fadli, A. (2015). DETERMINATION ON MATURITY LEVEL OF SALAM (*Syzygium polyanthum* (WIGHT) WALPERS) FRUIT FOR SEEDLING USING GERMINATION TEST AND SEED VIGOR. *Widyariset*, 1(1).

Stashenko, Elena, and Jairo René Martínez. "Gas chromatography-mass spectrometry." *Advances in gas chromatography* (2014): 1-38.

Suresh Babu, A. R., Sharma, A., Athira, M. P., Alajangi, H. K., Naresh Raj, A. R., Gartia, J., & Barnwal, R. P. (2023). *Evaluation of antibiofilm properties of*

dehydroacetic acid (DHA) grafted spiro-oxindolopyrrolidines synthesized via multicomponent 1, 3-dipolar cycloaddition reaction. Scientific Reports, 13(1), 15289.



Suryani, A. Evi (2020). Perbandingan Kualitas Minyak Atsiri (Patchouli Oil) Dari Tanaman Nilam Menggunakan Metode Destilasi Air, Destilasi Uap Cair dan Destilasi Uap Langsung. Undergraduate (S1) thesis, Universitas Islam Negeri Alauddin Makassar.

Utami, P., Puspaningtyas, D. E., & Gz, S. (2013). *The miracle of herbs*. AgroMedia.





Utami, T. P. A. dan D. W. Sumekar. 2017. Uji Efektivitas Daun Salam (*Syzygium polyantha*) sebagai Antihipertensi pada Tikus Galur Wistar, 6. Available at: juke.kedokteran.unila.ac.id/index.php/majority/article/download/1535/1493.

LAMPIRAN




Lampiran 1. Surat Keterangan Hasil Determinasi Tanaman Salam (*Syzygium polyanthum*)

	KEMENTERIAN PENDIDIKAN, KEBUDAYAAN, RISET DAN TEKNOLOGI		
	UNIVERSITAS LAMBUNG MANGKURAT		
	LABORATORIUM FMIPA		
	<small>Alamat: Jl. Jend. A. Yani Km. 35.8 Banjarbaru, Telp/Fax (0511) 4772826, website www.labdasar-unlam.org</small>		
SERTIFIKAT HASIL UJI			
Nomor: 016/LB.LABDASAR/I/2024			
Nomor Referensi	: I-24-018	Tanggal Masuk	: 17 Januari 2024
Nama	: Azzam Jah	Tanggal Selesai	: 22 Januari 2024
Institusi	: Universitas Borneo Lestari	Hasil Analisis	: Determinasi
No. Invoice	: 018/TS-01/2024	Jenis Tumbuhan	: Salam
HABITUS			
Pohon; tinggi mencapai 25 m.			
DAUN			
Daun tunggal; duduk daun berhadapan; panjang tangkai 5-12 mm; venasi 6-10 buah; bentuk lonjong, elips, bulat telur; pangkal daun lancip, ujung daun tumpul; panjang daun 50-150 mm, lebar 35-65 mm; aroma harum.			
BATANG			
Bentuk batang bulat; permukaan beralur; bersifat kuat dan keras.			
AKAR			
Perakaran tunggang; coklat keputihan.			
BUAH			
Buah buni; bentuk bulat; diameter 8-9 mm; buah muda berwarna hijau, setelah masak menjadi merah gelap; rasanya agak sepat; biji bulat, diameter kurang lebih 1 cm; warna coklat.			
BUNGA			
Karangan bunga berupa malai dengan banyak kuntum bunga, 2-8 cm; muncul di bawah daun atau kadang-kadang pada ketiak; bunga kecil-kecil, duduk, berbau harum, berbilangan-4; kelopak seperti mangkuk, panjangnya sekitar 4 mm; mahkota lepas-lepas, putih, 2,5-3,5 mm; benang sari banyak, lk. 3 mm, terkumpul dalam 4 kelompok, lekas rontok; piringan tengah agak persegi, jingga kekuningan.			
NAMA LOKAL			
Salam (Sunda, Jawa, Madura) Gowok (Sunda) Manting (Jawa) Kastolam (Kangean, Sumenep) Meselengan (Sumatera).			
			

Lampiran 2. Pembuatan Sampel Tanaman Salam (*Syzygium polyanthum*)

No	Gambar	Keterangan
1		Pengumpulan bahan serta sortasi basah daun salam (<i>Syzygium polyanthum</i>)
2		Pencucian daun salam (<i>Syzygium polyanthum</i>)
3		Penyimpanan daun salam (<i>Syzygium polyanthum</i>)
4		Perajangan daun salam (<i>Syzygium polyanthum</i>)

Lampiran 3. Proses Penyulingan Minyak Atsiri Daun Salam (*Syzygium polyanthum*)

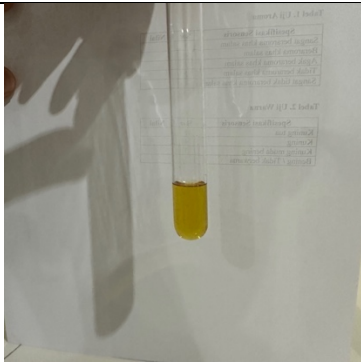
No	Gambar	Keterangan
1		Penimbangan rajangan daun salam (<i>Syzygium polyanthum</i>) seberat 50 gram
2		Proses destilasi air daun salam (<i>Syzygium polyanthum</i>) menggunakan pelarut aquadest dengan perbandingan 1:4
3		Fase air dan fase minyak atsiri daun salam (<i>Syzygium polyanthum</i>)

4



Proses pemisahan fase air dan fase minyak atsiri daun salam (*Syzygium polyanthum*)

5



Minyak atsiri daun salam (*Syzygium polyanthum*)

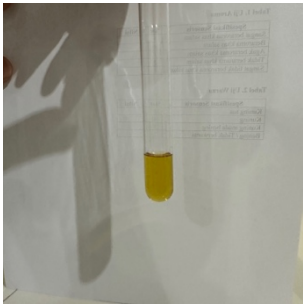


Lampiran 4. Perhitungan % Rendemen Minyak Atsiri Daun Salam (*Syzygium polyanthum*)


$$\% \text{ Rendemen minyak atsiri} = \frac{\text{volume minyak atsiri (mL)}}{\text{bobot sampel (gr)}} \times 100\%$$

$$\% \text{ Rendemen minyak atsiri} = \frac{25 \text{ mL}}{6000 \text{ gram}} \times 100\%$$

$$\% \text{ Rendemen minyak atsiri} = 0,041 \%$$

Lampiran 5. Karakterisasi Minyak Atsiri Daun Salam (*Syzygium polyanthum*)

No	Karakterisasi	Gambar	Hasil	Keterangan
1	Kecerahan atau warna minyak atsiri			Minyak atsiri berwarna kuning muda
2	Berat jenis			Hasil berat jenis tidak terlalu berbeda dengan penelitian terdahulu
3	Indeks bias		Nilai indeks bias sampel daun salam => 1.070	Nilai indeks bias yang dihasilkan menggunakan alat uji hanya dapat dilihat sampai 1.070 karena batas maksimal pada alat uji yang tersedia

4	Kelarutan etanol	dalam		Berwarna bening dengan perbandingan 1:2	Larut dalam etanol 96 % dengan perbandingan 1:2
---	------------------	-------	--	---	---

Lampiran 6. Perhitungan Berat Jenis Minyak Atsiri Daun Salam (*Syzygium polanthum*)


$$\text{Berat Jenis} = \frac{\text{berat piknometer dan minyak} - \text{berat piknometer kosong}}{\text{berat piknometer dan aquadest} - \text{berat piknometer kosong}}$$

$$\text{Berat jenis} = \frac{25,2011 - 15,7846}{26,0620 - 15,7846}$$

$$\text{Berat jenis} = \frac{9,4165}{10,2774}$$

$$\text{Berat jenis} = 0,9162 \text{ g/mL}$$

Lampiran 7. Surat Keterangan Hasil GC-MS Minyak Atsiri Daun Salam (*Syzygium polyanthum*)

 **BADAN STANDARDISASI DAN KEBIJAKAN JASA INDUSTRI**
BALAI STANDARDISASI DAN PELAYANAN JASA INDUSTRI
BANJARBARU
LABORATORIUM PENGUJI
Jl. Panglima Batur Barat No. 2 Banjarbaru - Kalimantan Selatan (70711)
Telp. (0511) 4772461, 4774861, WA. +62 811 5164 008
E-mail : bspji.banjarbaru@gmail.com

LAPORAN HASIL UJI
(REPORT OF ANALYSIS)

Lembar : A S L I
Halaman : 1 dari 2

1. No Seri Serial Number	: R 2152/BSPJI-Banjarbaru/MS.08/V/2024
2. Nama Pelanggan Company Name	: AZZAM JAH
3. Alamat Address	: Jl. Kelapa Sawit 8 Bumi Berkat, Kec. Banjarbaru Selatan, Kota Banjarbaru, Kalimantan Selatan
4. Kode Contoh Sample Code	: P.2041-AK
5. Jenis Contoh Sample Type	: Minyak Atsiri
6. Jumlah Contoh Sample Amount	: 1
7. Parameter Uji Test Parameter	: Senyawa Organik
8. Pengirim Contoh Sample Sender	: Fakultas Farmasi Universitas Borneo Lestari
9. Keterangan Contoh Sample Description	: Minyak Atsiri Daun Salam (<i>Syzygium Polyanthum</i>)
10. Tgl. Penerimaan Contoh Date of Sample Receipt	: 06 Mei 2024
11. Kemasan Contoh Sample Packaging	: Dalam botol vial tertutup
12. Pengambil Contoh Sample Taker	: Azzam Jah
13. Metode Sampling Sampling Method	: -
14. Hasil Pengujian Test Result	: terlampir

 Ketua Tim Pengujian dan Kalibrasi

Chatimatun Nisa, S.Si
NIP. 198210072006042020

Laporan Hasil Uji ini tidak boleh digandakan sebagian, atau seluruhnya, tanpa persetujuan pihak laboratorium dan hanya berlaku untuk contoh tersebut di atas

Industrialisasi menuju kehidupan yang lebih baik **FM 8.6.1 - LHU**



**BADAN STANDARDISASI DAN KEBIJAKAN JASA INDUSTRI
BALAI STANDARDISASI DAN PELAYANAN JASA INDUSTRI
BANJARBARU**

LABORATORIUM PENGUJI
Jl. Panglima Batur Barat No. 2 Banjarbaru - Kalimantan Selatan (70711)
Telp. (0511) 4772461, 4774861, WA. +62 811 5164 008
E-mail : bspji.banjarbaru@gmail.com

HASIL PENGUJIAN

Nomor Seri : R 2152/BSPII-Banjarbaru/MS.08/VI/2024
Kode Contoh : P.2041-AK
Tgl. Pengujian : 07 Mei 2024 - 13 Mei 2024
Tgl. Diterbitkan : 13 Mei 2024

Lembar: ASLI
Halaman : 2 dari 2

No	Parameter Uji	Satuan	Hasil Uji	Metode Uji
1	Senyawa Organik	%	- cis-4-Decenal : 5,183 %	GC-MS
			- .alpha.-Gurjunene : 10,620 %	
			- BETA. ELEMENE : 4,158 %	
			- trans-Caryophyllene : 8,160 %	
			- .alpha.-Guaiene : 9,331 %	
			- Alloaromadendrene : 14,845 %	
			- .alpha.-Guaiene : 5,269 %	
			- .beta.-Guaiene : 1,423 %	
			- Dodecanoic acid (CAS) Lauric acid : 2,103 %	
			- GAMMA-GURJUNENEPOXID : 1,846 %	
			- POGOSTOL : 5,621 %	
			- 2H-PYRAN-2-ONE, 3-ACETYL-4-HYDRO : 9,219 %	
			- Dodecanoic acid, 1,2,3-propanetriyl ester : 1,176 %	
			- Dodecanoic acid, 1,2,3-propanetriyl ester : 4,137 %	
			- Dodecanoic acid, 1,2,3-propanetriyl ester : 1,439 %	
			- Dodecanoic acid, 1,2,3-propanetriyl ester : 1,030 %	
			- Dodecanoic acid, 1,2,3-propanetriyl ester : 1,224 %	
- Dodecanoic acid, 1,2,3-propanetriyl ester : 1,434 %				
- Dodecanoic acid, 1,2,3-propanetriyl ester : 3,202 %				
- Dodecanoic acid, 1,2,3-propanetriyl ester : 1,660 %				
- Dodecanoic acid, 1,2,3-propanetriyl ester : 2,714 %				
- Dodecanoic acid, 1,2,3-propanetriyl ester : 2,929 %				
- DODECANOIC ACID : 1,276 %				

Keterangan :

Pengaduan mengenai Hasil Uji Maksimal 1 (satu) Bulan Sejak Tanggal Terbit Laporan Hasil Uji dan oleh Peminta Jasa sesuai surat permintaan.

***Parameter akreditasi**

Penyelia Lab Aneka Komoditi,
Sri Hidayati, S.Si
NIP. 197811112005022001

Laporan Hasil Uji ini tidak boleh digandakan sebagian, atau seluruhnya, tanpa persetujuan pihak laboratorium dan hanya berlaku untuk contoh tersebut di atas

Industrialisasi menuju kehidupan yang lebih baik

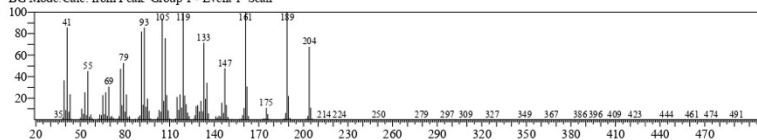
FM 8.6.1 - LHU

ID#	Name	R Time	m/z	Area	Height	Conc.	Conc. Ur
26	DODECANOIC ACID, 1-(HYDROXYMET	23.751	183.00	6108980	1644783	1.276	%
27	Dodecanoic acid, 1,2,3-propanetriyl ester (C.	-	183.00	---	---	N.D.(WB)	%
28	Dodecanoic acid, 1,2,3-propanetriyl ester (C.	-	127.00	---	---	N.D.(Ref)	%

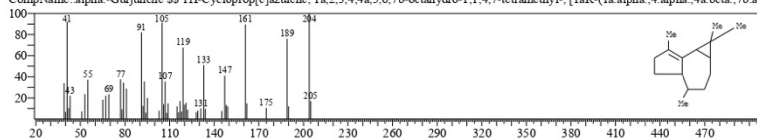
C:\GCMSolution\Data\Project1\P. 2041_P. 2041_10.qgd

<< Target >>

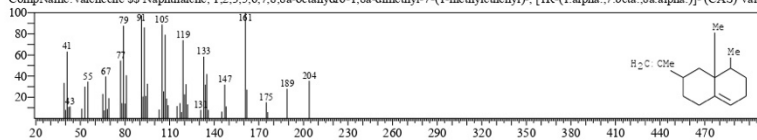
Line# 2 R Time: 16.310 (Scan# 3063) MassPeaks: 298
RawMode: Averaged 16.305-16.315 (3062-3064) BasePeak: 189.05 (7967023)
BG Mode: Calc. from Peak Group 1 - Event 1 Scan



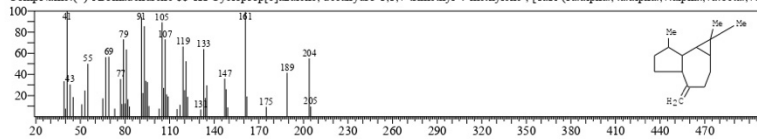
Hit#1 Entry: 100999 Library: WILEY7 LIB
SI: 90 Formula: C15 H24 CAS: 4630-40-7 MolWeight: 204 RetIndex: 0
CompName: α -Gurjunene SS 1H-Cycloprop[*e*]azulene, 1a,2,3,4,4a,5,6,7b-octahydro-1,1,4,7-tetramethyl-, [1aR-(1 α ,4 α ,4a β ,7b α)]-



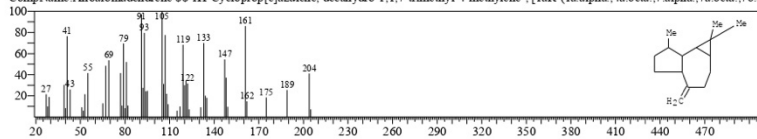
Hit#2 Entry: 100933 Library: WILEY7 LIB
SI: 88 Formula: C15 H24 CAS: 4630-07-3 MolWeight: 204 RetIndex: 0
CompName: Valencene SS Naphthalene, 1,2,3,5,6,7,8,8a-octahydro-1,8a-dimethyl-7-(1-methylethenyl)-, [1R-(1 α ,7 β ,8 α)]-



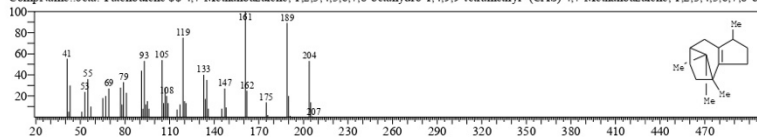
Hit#3 Entry: 101007 Library: WILEY7 LIB
SI: 88 Formula: C15 H24 CAS: 4630-39-4 MolWeight: 204 RetIndex: 0
CompName: (+)-Aromadendrene SS 1H-Cycloprop[*e*]azulene, decahydro-1,1,7-trimethyl-4-methylene-, [1aR-(1 α ,4 α ,4a β ,7 α ,7a β ,7b α)]-



Hit#4 Entry: 101014 Library: WILEY7 LIB
SI: 87 Formula: C15 H24 CAS: 25246-27-9 MolWeight: 204 RetIndex: 0
CompName: Alloaromadendrene SS 1H-Cycloprop[*e*]azulene, decahydro-1,1,7-trimethyl-4-methylene-, [1aR-(1 α ,4 α ,4a β ,7 α ,7a β ,7b α)]-



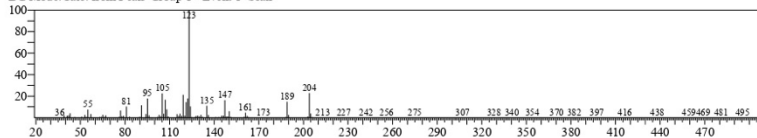
Hit#5 Entry: 100866 Library: WILEY7 LIB
SI: 87 Formula: C15 H24 CAS: 514-51-2 MolWeight: 204 RetIndex: 0
CompName: β -Patchoulene SS 4,7-Methanoazulene, 1,2,3,4,5,6,7,8-octahydro-1,4,9,9-tetramethyl-, (CAS) 4,7-Methanoazulene, 1,2,3,4,5,6,7,8-oc



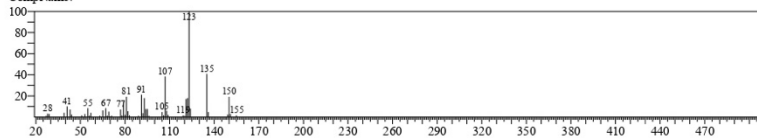
C:\GCMSsolution\Data\Project1\P. 2041_P. 2041_10.qgd

<< Target >>

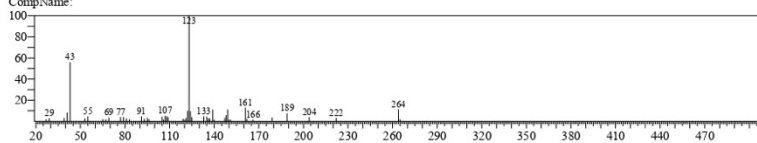
Line# 4 R Time:16.875(Scan# 3176) MassPeaks:303
RawMode:Averaged 16.870-16.880(3175-3177) BasePeak:123.05(1650113)
BG Mode:Calc. from Peak Group 1 - Event 1 Scan



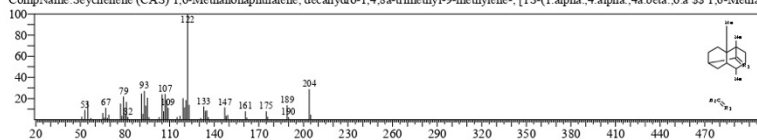
Hit#1 Entry:231777 Library:WILEY7 LIB
SL:72 Formula:C18 H26 O3 S CAS:0-00-0 MolWeight:322 RetIndex:0
CompName:



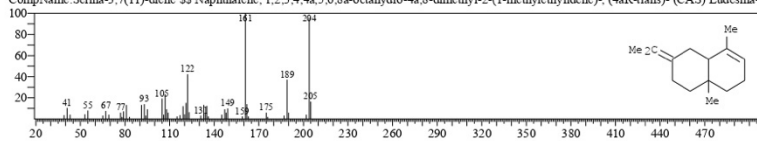
Hit#2 Entry:172981 Library:WILEY7 LIB
SL:71 Formula:C16 H24 O3 CAS:0-00-0 MolWeight:264 RetIndex:0
CompName:



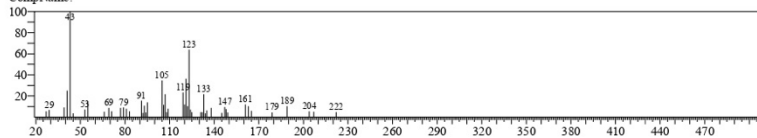
Hit#3 Entry:101091 Library:WILEY7 LIB
SL:71 Formula:C15 H24 CAS:20085-93-2 MolWeight:204 RetIndex:0
CompName:Seychelle (CAS) 1,6-Methanonaphthalene, decahydro-1,4,8a-trimethyl-9-methylene-, [1S-(1.alpha.,4.alpha.,4a.beta.,6.alpha.)SS]-1,6-Methan



Hit#4 Entry:100905 Library:WILEY7 LIB
SL:70 Formula:C15 H24 CAS:6813-21-4 MolWeight:204 RetIndex:0
CompName:Selina-3,7(11)-diene SS Naphthalene, 1,2,3,4,4a,5,6,8a-octahydro-4a,8-dimethyl-2-(1-methylethylidene)-, (4aR-trans)- (CAS) Eudesma-3



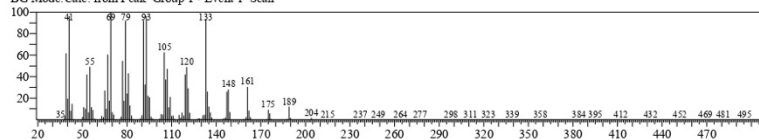
Hit#5 Entry:172983 Library:WILEY7 LIB
SL:68 Formula:C16 H24 O3 CAS:0-00-0 MolWeight:264 RetIndex:0
CompName:



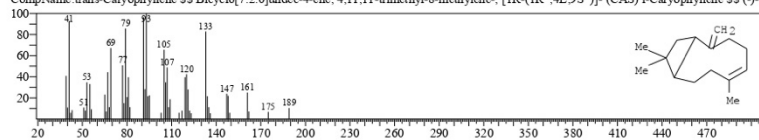
C:\GCMSsolution\Data\Project1\P. 2041_P. 2041_10.qgd

<< Target >>

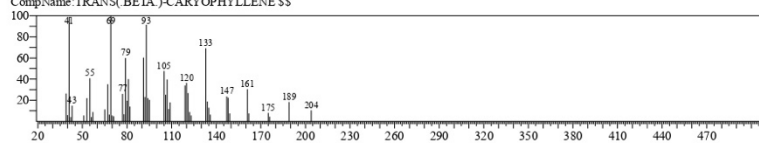
Line# 5 R Time: 16.975 (Scan# 3196) MassPeaks: 286
RawMode: Averaged 16.970-16.980(3195-3197) BasePeak: 69.00(6604121)
BG Mode Calc. from Peak Group 1 - Event 1 Scan



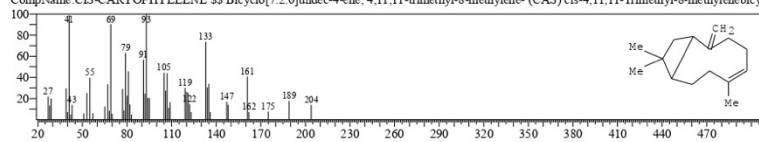
Hit#1 Entry: 100779 Library: WILEY7.LIB
SI: 95 Formula: C15 H24 CAS: 87-44-5 MolWeight: 204 RetIndex: 0
CompName: trans-Caryophyllene \$\$ Bicyclo[7.2.0]undec-4-ene, 4,11,11-trimethyl-8-methylene-, [1R-(1R*,4E,9S*)]- (CAS) 1-Caryophyllene \$\$ (-)-C



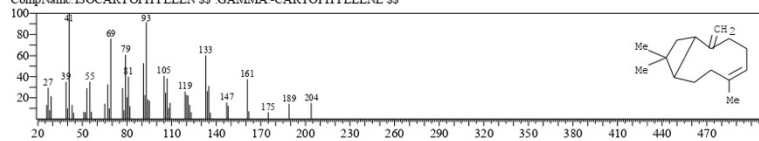
Hit#2 Entry: 100327 Library: WILEY7.LIB
SI: 91 Formula: C15 H24 CAS: 0-00-0 MolWeight: 204 RetIndex: 0
CompName: TRANS-(BETA)-CARYOPHYLLENE \$\$



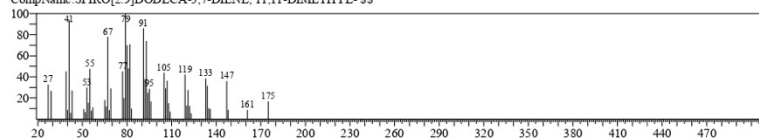
Hit#3 Entry: 100772 Library: WILEY7.LIB
SI: 90 Formula: C15 H24 CAS: 13877-93-5 MolWeight: 204 RetIndex: 0
CompName: CIS-CARYOPHYLLENE \$\$ Bicyclo[7.2.0]undec-4-ene, 4,11,11-trimethyl-8-methylene-, (CAS) cis-4,11,11-Trimethyl-8-methylenebicyc



Hit#4 Entry: 100798 Library: WILEY7.LIB
SI: 89 Formula: C15 H24 CAS: 118-65-0 MolWeight: 204 RetIndex: 0
CompName: ISOCARYOPHYLLENE \$\$ GAMMA-CARYOPHYLLENE \$\$



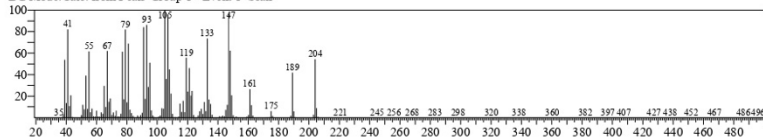
Hit#5 Entry: S3068 Library: WILEY7.LIB
SI: 88 Formula: C14 H22 CAS: 0-00-0 MolWeight: 190 RetIndex: 0
CompName: SPIRO[2.9]DODECA-3,7-DIENE, 11,11-DIMETHYL- \$\$



C:\GCMSsolution\Data\Project1\Y. 2041_P. 2041_10.qgd

<< Target >>

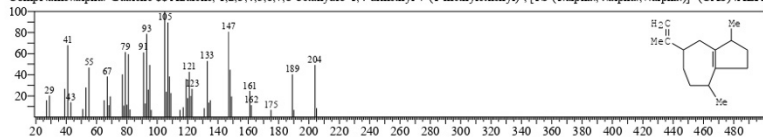
Line# 6 R Time 17.210(Scan# 3243) MassPeaks 313
RawMode Averaged 17.205-17.215(3242-3244) BasePeak 105.05(7393049)
BG Mode Calc. from Peak Group 1 - Event 1 Scan



Hit# 1 Entry: 100813 Library: WILEY7 LIB

SI: 92 Formula: C₁₅H₂₄ CAS: 3691-12-1 MolWeight: 204 RetIndex: 0

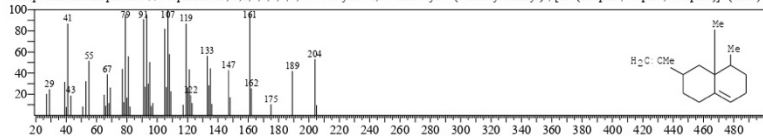
CompName: alpha-Guaiene SS Azulene, 1,2,3,4,5,6,7,8-octahydro-1,4-dimethyl-7-(1-methylethenyl)-, [1S-(1.alpha.,4.alpha.,7.alpha.)]- (CAS) ALPI



Hit# 2 Entry: 100902 Library: WILEY7 LIB

SI: 89 Formula: C₁₅H₂₄ CAS: 10219-75-7 MolWeight: 204 RetIndex: 0

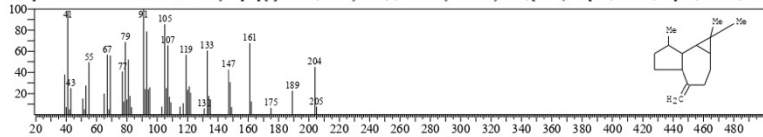
CompName: Erenophlene SS Naphthalene, 1,2,3,4,5,6,7,8-octahydro-1,8a-dimethyl-7-(1-methylethenyl)-, [1S-(1.alpha.,7.alpha.,8a.alpha.)]- (CAS)



Hit# 3 Entry: 101016 Library: WILEY7 LIB

SI: 89 Formula: C₁₅H₂₄ CAS: 25246-27-9 MolWeight: 204 RetIndex: 0

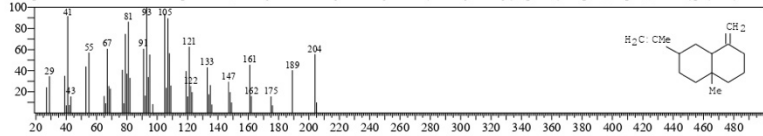
CompName: Alloaromadendrene SS IH-Cycloprop[er]azulene, decahydro-1,1,7-trimethyl-4-methylene-, [1aR-(1a.alpha.,4a.beta.,7.alpha.,7a.beta.,7b.alpha.)]- (CAS)



Hit# 4 Entry: 100909 Library: WILEY7 LIB

SI: 89 Formula: C₁₅H₂₄ CAS: 17066-67-0 MolWeight: 204 RetIndex: 0

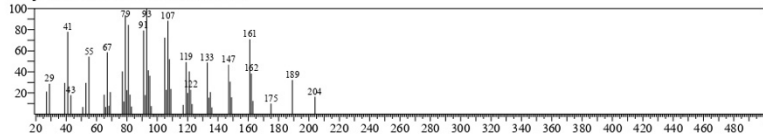
CompName: beta-Selinene SS Naphthalene, decahydro-4a-methyl-1-methylene-7-(1-methylethenyl)-, [4aR-(4a.alpha.,7.alpha.,8a.beta.)]- (CAS) Eude



Hit# 5 Entry: 100357 Library: WILEY7 LIB

SI: 88 Formula: C₁₅H₂₄ CAS: 0-00-0 MolWeight: 204 RetIndex: 0

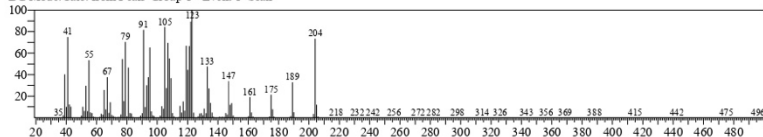
CompName: "KW3 AUS EPIGLOBULOL" SS



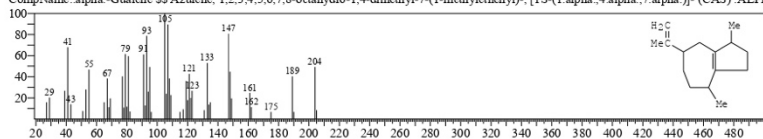
C:\GCMSsolution\Data\Project1\Y. 2041_P. 2041_10.qgd

<< Target >>

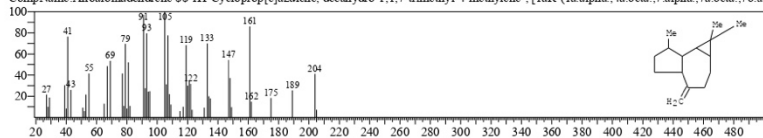
Line# 7 R Time 17.565 (Scan# 3314) MassPeaks 288
RawMode Averaged 17.560-17.570(3313-3315) BasePeak 122.95(5683997)
BG Mode Calc. from Peak Group 1 - Event 1 Scan



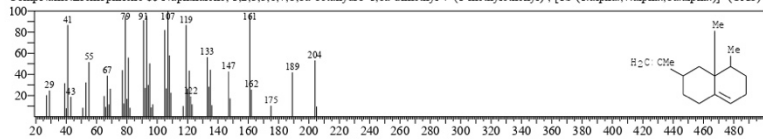
Hit# 1 Entry: 100813 Library: WILEY7 LIB
SI: 86 Formula: C15 H24 CAS: 3691-12-1 MolWeight: 204 RetIndex: 0
CompName: alpha-Guaiene SS Azulene, 1,2,3,4,5,6,7,8-octahydro-1,4-dimethyl-7-(1-methylethenyl)-, [1S-(1.alpha.,4.alpha.,7.alpha.)]- (CAS) ALPI



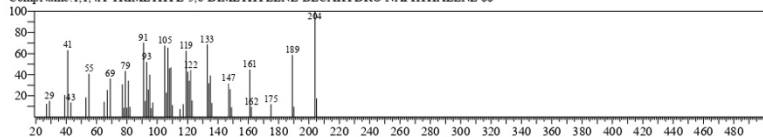
Hit# 2 Entry: 101014 Library: WILEY7 LIB
SI: 86 Formula: C15 H24 CAS: 25246-27-9 MolWeight: 204 RetIndex: 0
CompName: Alloaromadendrene SS IH-Cycloprop[er]azulene, decahydro-1,1,7-trimethyl-4-methylene-, [1aR-(1.alpha.,4.alpha.,7.alpha.,7a.beta.,7b.alpha.)]- (CAS)



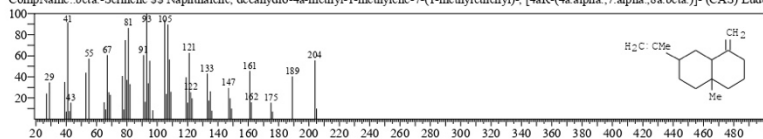
Hit# 3 Entry: 100902 Library: WILEY7 LIB
SI: 86 Formula: C15 H24 CAS: 10219-75-7 MolWeight: 204 RetIndex: 0
CompName: Erenophilene SS Naphthalene, 1,2,3,5,6,7,8,8a-octahydro-1,8a-dimethyl-7-(1-methylethenyl)-, [1S-(1.alpha.,7.alpha.,8a.alpha.)]- (CAS)



Hit# 4 Entry: 100366 Library: WILEY7 LIB
SI: 85 Formula: C15 H24 CAS: 0-00-0 MolWeight: 204 RetIndex: 0
CompName: 1,1,4A-TRIMETHYL-5,6-DIMETHYLENE-DECAHYDRO-NAPHTHALENE SS



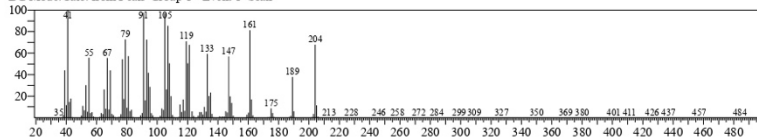
Hit# 5 Entry: 100909 Library: WILEY7 LIB
SI: 85 Formula: C15 H24 CAS: 17066-67-0 MolWeight: 204 RetIndex: 0
CompName: beta-Selinene SS Naphthalene, decahydro-4a-methyl-1-methylene-7-(1-methylethenyl)-, [4aR-(4a.alpha.,7.alpha.,8a.beta.)]- (CAS) Eude



C:\GCMSsolution\Data\Project1\YP_2041_P_2041_10.qgd

<< Target >>

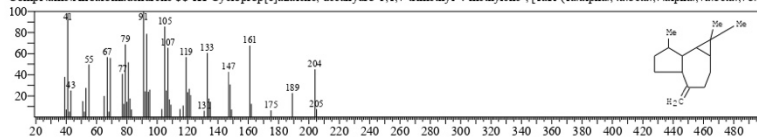
Line# 8 R Time 17.765 (Scan# 3354) MassPeaks 277
RawMode Averaged 17.760-17.770(3353-3355) BasePeak:41.00(5472355)
BG Mode Calc. from Peak Group 1 - Event 1 Scan



Hit#1 Entry:101016 Library:WILEY7 LIB

SI:92 Formula: C15 H24 CAS:25246-27-9 MolWeight:204 RetIndex:0

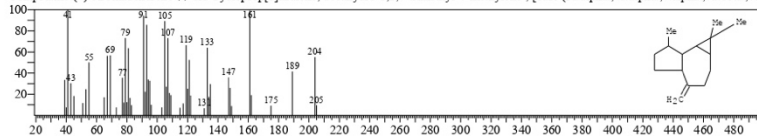
CompName: Alloaromadendrene SS IH-Cycloprop[er]azulene, decahydro-1,1,7-trimethyl-4-methylene-, [1aR-(1a.alpha.,4a.beta.,7.alpha.,7a.beta.,7b.alpha.)]



Hit#2 Entry:101007 Library:WILEY7 LIB

SI:92 Formula: C15 H24 CAS:489-39-4 MolWeight:204 RetIndex:0

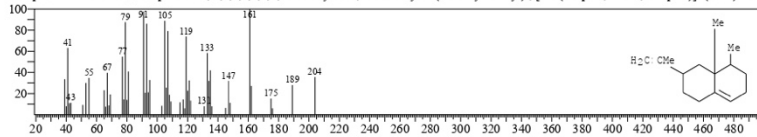
CompName: (+)-Aromadendrene SS IH-Cycloprop[er]azulene, decahydro-1,1,7-trimethyl-4-methylene-, [1aR-(1a.alpha.,4a.alpha.,7.alpha.,7a.beta.,7b.alpha.)]



Hit#3 Entry:100933 Library:WILEY7 LIB

SI:91 Formula: C15 H24 CAS:4630-07-3 MolWeight:204 RetIndex:0

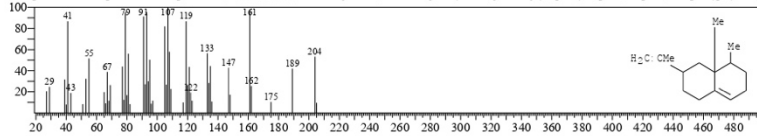
CompName: Valencene SS Naphthalene, 1,2,3,5,6,7,8,8a-octahydro-1,8a-dimethyl-7-(1-methylethenyl)-, [1R-(1.alpha.,7.beta.,8a.alpha.)]-(CAS) Valencene



Hit#4 Entry:100902 Library:WILEY7 LIB

SI:91 Formula: C15 H24 CAS:10219-75-7 MolWeight:204 RetIndex:0

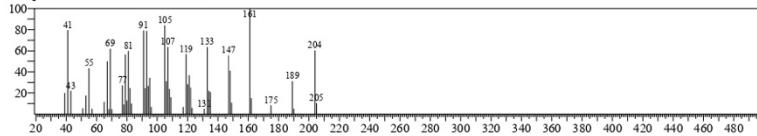
CompName: Eremophilene SS Naphthalene, 1,2,3,5,6,7,8,8a-octahydro-1,8a-dimethyl-7-(1-methylethenyl)-, [1S-(1.alpha.,7.alpha.,8a.alpha.)]-(CAS) Eremophilene



Hit#5 Entry:100331 Library:WILEY7 LIB

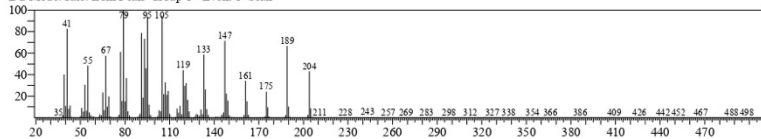
SI:89 Formula: C15 H24 CAS:0-00-0 MolWeight:204 RetIndex:0

CompName: NEOALLOOCIMENE SS



C:\GCMSsolution\Data\Project1\P. 2041_P. 2041_10.qgd

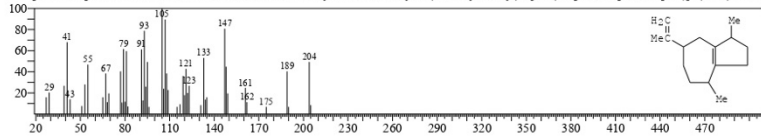
<< Target >>

Line#9 R Time 18.080(Scan# 3417) MassPeaks 285
RawMode Averaged 18.075-18.085(3416-3418) BasePeak 79.00(1105067)
BG Mode Calc. from Peak Group 1 - Event 1 Scan

Hit#1 Entry:100813 Library:WILEY7 LIB

SI.90 Formula:C15 H24 CAS:3691-12-1 MolWeight:204 RetIndex:0

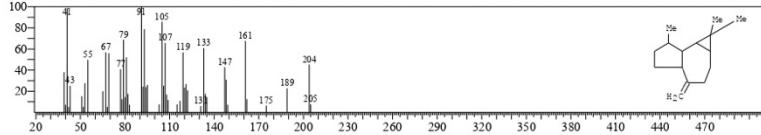
CompName:alpha-Guaiene SS Azulene, 1,2,3,4,5,6,7,8-octahydro-1,4-dimethyl-7-(1-methylethenyl)-, [1S-(1.alpha.,4.alpha.,7.alpha.)]- (CAS) ALPI



Hit#2 Entry:101016 Library:WILEY7 LIB

SI.90 Formula:C15 H24 CAS:25246-27-9 MolWeight:204 RetIndex:0

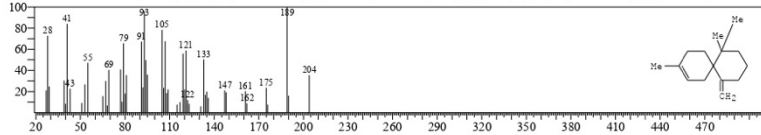
CompName:Alloaromadendrene SS IH-Cycloprop[er]azulene, decahydro-1,1,7-trimethyl-4-methylene-, [1aR-(1.alpha.,4.alpha.,7.alpha.,7a.beta.,7b.alpha.)]- (CAS) Valer



Hit#3 Entry:100769 Library:WILEY7 LIB

SI.90 Formula:C15 H24 CAS:18431-82-8 MolWeight:204 RetIndex:0

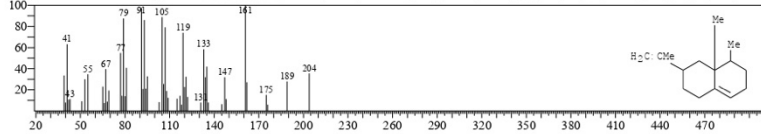
CompName:beta-Chamigrene SS Spiro[5.5]undec-2-ene, 3,7,7-trimethyl-11-methylene-, (-) (CAS) Spiro[5.5]undec-2-ene, 3,7,7-trimethyl-11-methy



Hit#4 Entry:100933 Library:WILEY7 LIB

SI.89 Formula:C15 H24 CAS:4630-07-3 MolWeight:204 RetIndex:0

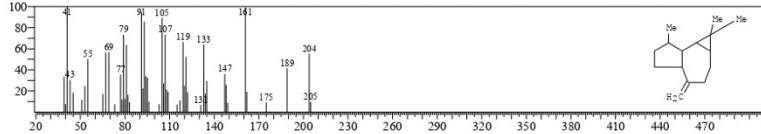
CompName:Valencene SS Naphthalene, 1,2,3,5,6,7,8,8a-octahydro-1,8a-dimethyl-7-(1-methylethenyl)-, [1R-(1.alpha.,7.beta.,8.alpha.)]- (CAS) Valer



Hit#5 Entry:101007 Library:WILEY7 LIB

SI.89 Formula:C15 H24 CAS:489-39-4 MolWeight:204 RetIndex:0

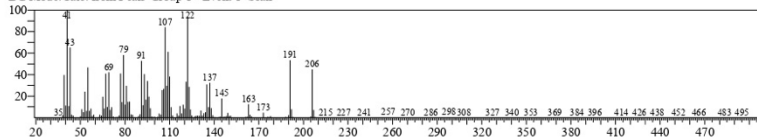
CompName:(-)-Aromadendrene SS IH-Cycloprop[er]azulene, decahydro-1,1,7-trimethyl-4-methylene-, [1aR-(1.alpha.,4.alpha.,7.alpha.,7a.beta.,7b.alpha.)]- (CAS) Valer



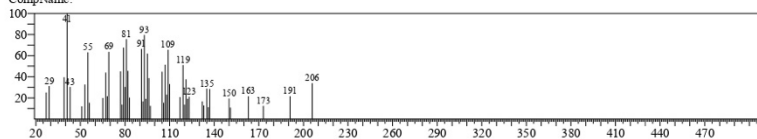
C:\GCMSsolution\Data\Project1\Y. 2041_P. 2041_10.qgd

<< Target >>

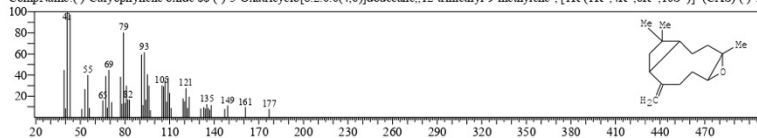
Line# 11 R.Time: 19.525 (Scan#: 3706) MassPeaks: 278
 RawMode Averaged 19.520-19.530 (3705-3707) BasePeak: 41.00 (1982761)
 BG Mode Calc. from Peak Group 1 - Event 1 Scan



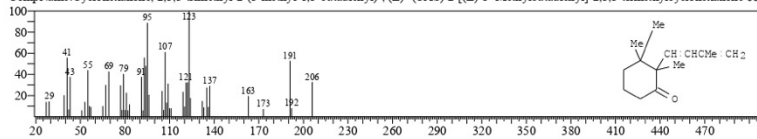
Hit# 1 Entry: 103223 Library: WILEY7 LIB
 SE: 85 Formula: C14 H22 O CAS: 0-00-0 MolWeight: 206 RetIndex: 0
 CompName:



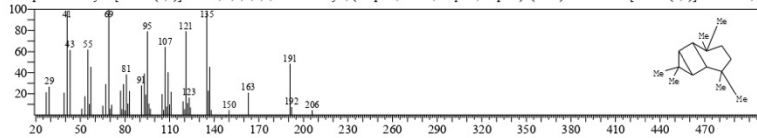
Hit# 2 Entry: 121057 Library: WILEY7 LIB
 SE: 84 Formula: C15 H24 O CAS: 1139-30-6 MolWeight: 220 RetIndex: 0
 CompName: (-)-Caryophyllene oxide SS (-)-5-Oxatricyclo[8.2.0.0(4,6)]dodecane, 12-trimethyl-9-methylene-, [1R-(1R*,4R*,6R*,10S*)]- (CAS) (-)-b



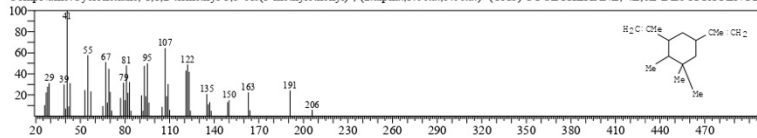
Hit# 3 Entry: 103665 Library: WILEY7 LIB
 SE: 84 Formula: C14 H24 O CAS: 69296-90-8 MolWeight: 206 RetIndex: 0
 CompName: Cyclohexanone, 2,3,3-trimethyl-2-(3-methyl-1,3-butadienyl)-, (Z)- (CAS) 2-[(Z)-3'-Methylbutadienyl]-2,3,3-trimethylcyclohexanone SS :



Hit# 4 Entry: 103309 Library: WILEY7 LIB
 SE: 83 Formula: C15 H26 CAS: 54832-82-5 MolWeight: 206 RetIndex: 0
 CompName: Tricyclo[4.3.0(7,9)]nonane, 2,2,5,5,8,8-hexamethyl-, (1.alpha.,6.beta.,7.alpha.,9.alpha.)- (CAS) TRICYCLO[4.3.0(1,8)]NONANE, 3,



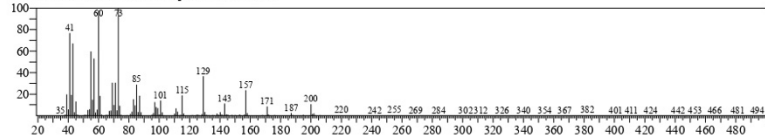
Hit# 5 Entry: 103295 Library: WILEY7 LIB
 SE: 82 Formula: C15 H26 CAS: 62337-97-7 MolWeight: 206 RetIndex: 0
 CompName: Cyclohexane, 1,1,2-trimethyl-3,5-bis(1-methylethenyl)-, (2.alpha.,3.beta.,5.beta.)- (CAS) CYCLOHEXANE, 4E,6E-DIISOPROPENYL-



C:\GCMSsolution\Data\Project1\Y. 2041_P. 2041_10.qgd

<< Target >>

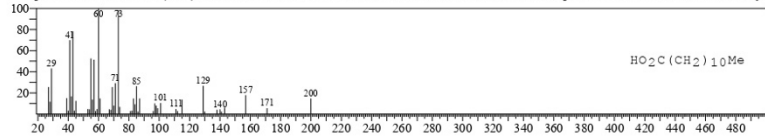
Line# 12 R. Time 19.825(Scan#3766) MassPeaks:275
RawMode Averaged 19.820-19.830(3765-3767) BasePeak:73.00(1882886)
BG Mode Calc. from Peak Group 1 - Event 1 Scan



Hit#1 Entry:95899 Library:WILEY7.LIB

SI:95 Formula:C12 H24 O2 CAS:143-07-7 MolWeight:200 RetIndex:0

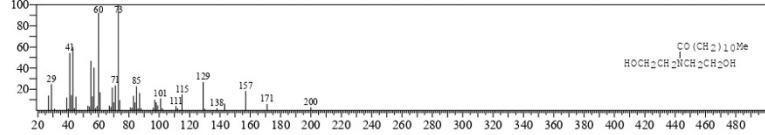
CompName:Dodecanoic acid (CAS) Lauric acid \$S\$ Abl \$S\$ Neo-fat 12 \$S\$ Vulvic acid \$S\$ Univol u-314 \$S\$ Aliphatic no. 4 \$S\$ Neo-fat 12-43 \$S\$ Dodecyl



Hit#2 Entry:198305 Library:WILEY7.LIB

SI:94 Formula:C16 H33 N O3 CAS:120-40-1 MolWeight:287 RetIndex:0

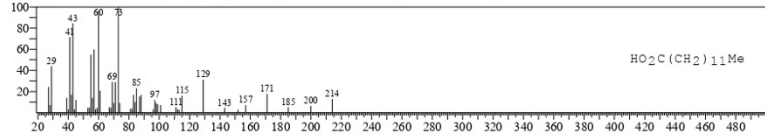
CompName:Dodecanamide, N,N-bis(2-hydroxyethyl)- \$S\$ Bis(2-hydroxyethyl)lauramide \$S\$ LDA \$S\$ LDE \$S\$ Clindrol Superamide 100L \$S\$ Clindrol 2



Hit#3 Entry:113508 Library:WILEY7.LIB

SI:93 Formula:C13 H26 O2 CAS:638-53-9 MolWeight:214 RetIndex:0

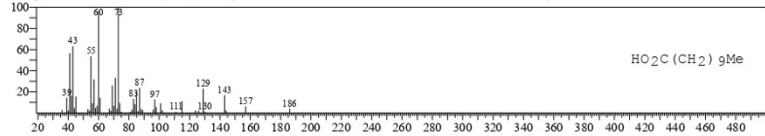
CompName:Tridecanoic acid (CAS) Tridecyl acid \$S\$ n-Tridecanoic acid \$S\$ n-Tridecoic acid \$S\$



Hit#4 Entry:79101 Library:WILEY7.LIB

SI:91 Formula:C11 H22 O2 CAS:112-37-8 MolWeight:186 RetIndex:0

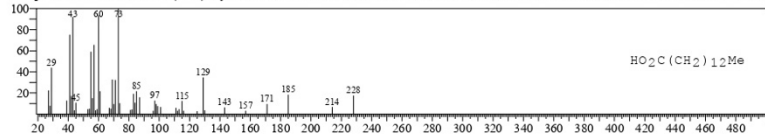
CompName:Undecanoic acid (CAS) Undecyl acid \$S\$ n-Undecanoic acid \$S\$ Hendecanoic acid \$S\$ n-Undecyl acid \$S\$ n-Undecanoic acid \$S\$ 1-Decanoic



Hit#5 Entry:131455 Library:WILEY7.LIB

SI:91 Formula:C14 H28 O2 CAS:544-63-8 MolWeight:228 RetIndex:0

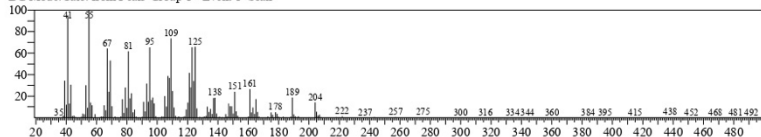
CompName:Tetradecanoic acid (CAS) Mynstic acid \$S\$ MYRISTINIC ACID \$S\$ n-Tetradecanoic acid \$S\$ neo-Fat 14 \$S\$ Univol U 316S \$S\$ n-Tetradec



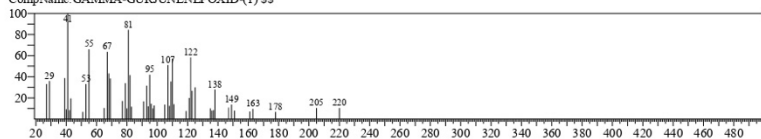
C:\GCMSsolution\Data\Project1\Y. 2041_P. 2041_10.qgd

<< Target >>

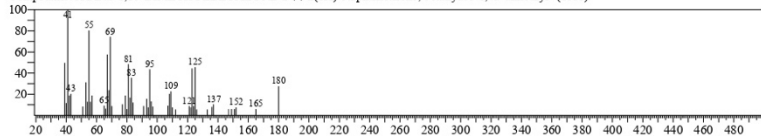
Line# 13 R. Time: 20.265(Scan# 3854) MassPeaks: 269
RawMode Averaged 20.260-20.270(3853-3855) BasePeak: 55.00(1235267)
BG Mode Calc. from Peak Group 1 - Event 1 Scan



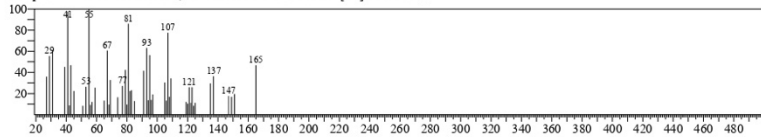
Hit# 1 Entry: 120552 Library: WILEY7.LIB
SI: 82 Formula: C15 H24 O CAS: 0-00-0 MolWeight: 220 RetIndex: 0
CompName: GAMMA-GURJUNENEPOXID-(1) \$\$



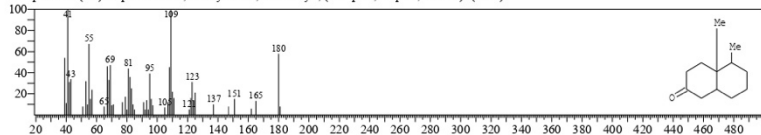
Hit# 2 Entry: 71239 Library: WILEY7.LIB
SI: 80 Formula: C12 H20 O CAS: 74473-37-3 MolWeight: 180 RetIndex: 0
CompName: TRANS-1,10-DIMETHYLDECALONE-2 \$\$ 2(H)-Naphthalene, octahydro-1,4a-dimethyl- (CAS)



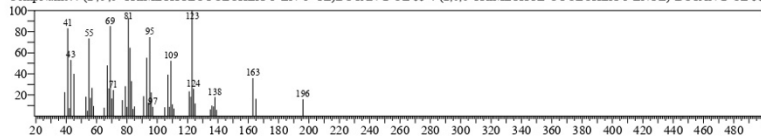
Hit# 3 Entry: 71393 Library: WILEY7.LIB
SI: 80 Formula: C12 H20 O CAS: 0-00-0 MolWeight: 180 RetIndex: 0
CompName: 4-ISOPROPENYL-4,7-DIMETHYL-1-OXA-SPIRO[2.5]OCTANE \$\$



Hit# 4 Entry: 71242 Library: WILEY7.LIB
SI: 79 Formula: C12 H20 O CAS: 51557-64-3 MolWeight: 180 RetIndex: 0
CompName: 2(H)-Naphthalene, octahydro-4a,5-dimethyl-, (4a.alpha.,5.alpha.,8a.beta.)- (CAS)



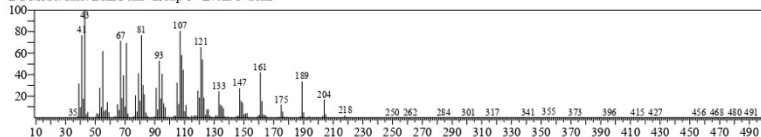
Hit# 5 Entry: 91174 Library: WILEY7.LIB
SI: 79 Formula: C13 H24 O CAS: 0-00-0 MolWeight: 196 RetIndex: 0
CompName: 4-(2',6'-TRIMETHYLCYCLOHEX-1'-EN-1'-YL)BUTAN-2-OL \$\$ 4-(2,6,6-TRIMETHYLCYCLOHEX-1-ENYL)-BUTAN-2-OL \$\$



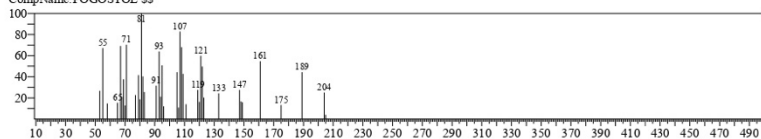
C:\GCMSsolution\Data\Project1\Y. 2041_P. 2041_10.qgd

<< Target >>

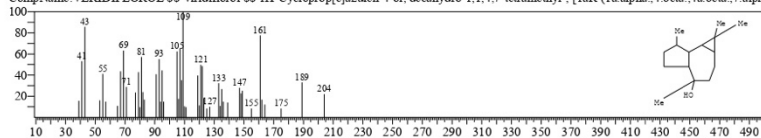
Line# 14 R. Time 20.705(Scan#3942) MassPeaks:270
RawMode Averaged 20.700-20.710(3941-3943) BasePeak:42.95(597545)
BG Mode Calc. from Peak Group 1 - Event 1 Scan



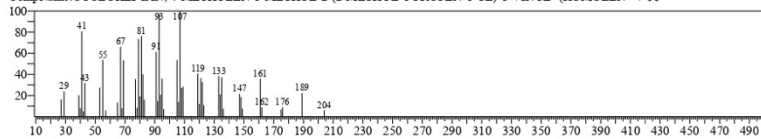
Hit#1 Entry:140762 Library:WILEY7 LIB
SI:87 Formula:C16 H28 O CAS:21698-41-9 MolWeight:236 RetIndex:0
CompName:POGOSTOL SS



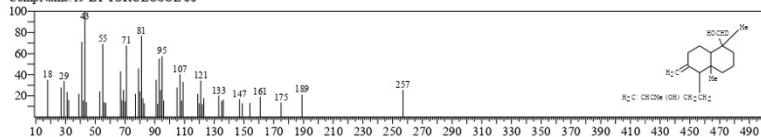
Hit#2 Entry:124088 Library:WILEY7 LIB
SI:87 Formula:C16 H26 O CAS:552-02-3 MolWeight:222 RetIndex:0
CompName:VERIDIFLOROL SS Viridiflorol SS 1H-Cycloprop[e]azulen-4-ol, decahydro-1,1,4,7-tetramethyl-, [1aR-(1a.alpha.,4.beta.,4a.beta.,7.alpha.)]



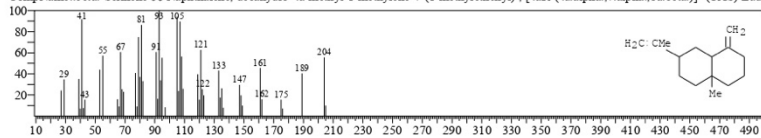
Hit#3 Entry:100352 Library:WILEY7 LIB
SI:86 Formula:C15 H24 CAS:0-00-0 MolWeight:204 RetIndex:0
CompName:CYCLOHEPTAN, 4-METHYLEN-1-METHYL-2-(2-METHYL-1-PROPEN-1-YL)-1-VINYL- (HUMULEN-"V" SS



Hit#4 Entry:217395 Library:WILEY7 LIB
SI:86 Formula:C20 H33 D O2 CAS:1438-63-7 MolWeight:306 RetIndex:0
CompName:19-DI-TORULOSOL SS



Hit#5 Entry:100909 Library:WILEY7 LIB
SI:85 Formula:C15 H24 CAS:17066-67-0 MolWeight:204 RetIndex:0
CompName:.beta.-Selinene SS Naphthalene, decahydro-4a-methyl-1-methylene-7-(1-methylethenyl)-, [4aR-(4a.alpha.,7.alpha.,8a.beta.)]- (CAS) Eude



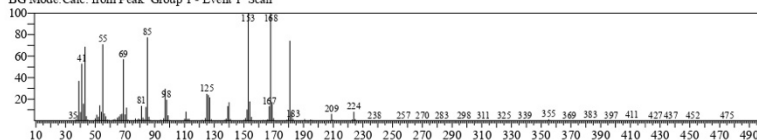
C:\GCMSsolution\Data\Project1\Y. 2041_P. 2041_10.qgd

<< Target >>

Line# 15 R. Time: 21.265(Scan# 4054) MassPeaks: 282

RawMode Averaged 21.260-21.270(4053-4055) BasePeak: 168.05(8161763)

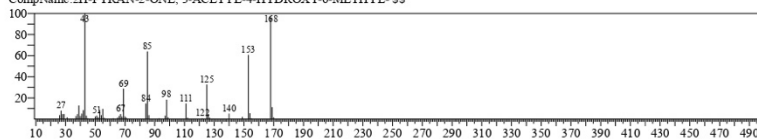
BG Mode Calc. from Peak Group 1 - Event 1 Scan



Hit#1 Entry: 58546 Library: WILEY7.LIB

SI: 76 Formula: C8 H8 O4 CAS: 771-03-9 MolWeight: 168 RetIndex: 0

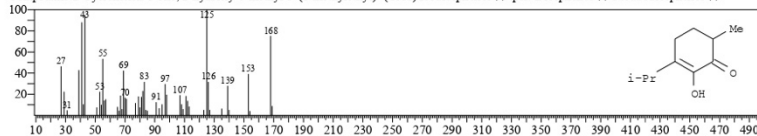
CompName: 2H-PYRAN-2-ONE, 3-ACETYL-4-HYDROXY-6-METHYL-SS



Hit#2 Entry: 57569 Library: WILEY7.LIB

SI: 72 Formula: C10 H16 O2 CAS: 54783-36-7 MolWeight: 168 RetIndex: 0

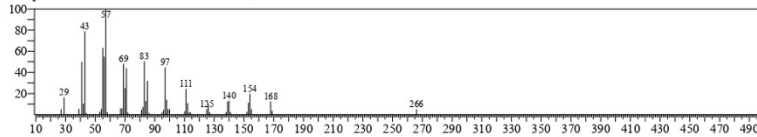
CompName: 2-Cyclohexen-1-one, 2-hydroxy-6-methyl-3-(1-methylethyl)- (CAS) Isodiosphenol SS psi-Diosphenol SS Pseudodiosphenol SS



Hit#3 Entry: 175676 Library: WILEY7.LIB

SI: 70 Formula: C19 H38 CAS: 0-00-0 MolWeight: 266 RetIndex: 0

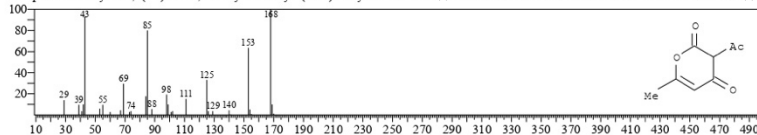
CompName: 10-METHYL-OCTADEC-1-ENE SS



Hit#4 Entry: 58505 Library: WILEY7.LIB

SI: 70 Formula: C8 H8 O4 CAS: 520-43-6 MolWeight: 168 RetIndex: 0

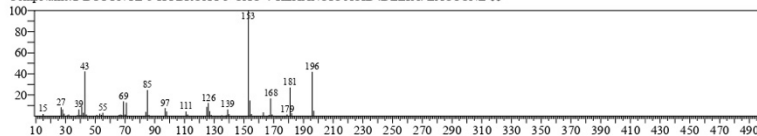
CompName: 2H-Pyran-2,4(3H)-dione, 3-acetyl-6-methyl- (CAS) Dehydroacetic acid 5-ACETYL-6-HYDROXY-2-METHYLPYRAN-4-ONE SS D



Hit#5 Entry: 89585 Library: WILEY7.LIB

SI: 70 Formula: C10 H12 O4 CAS: 0-00-0 MolWeight: 196 RetIndex: 0

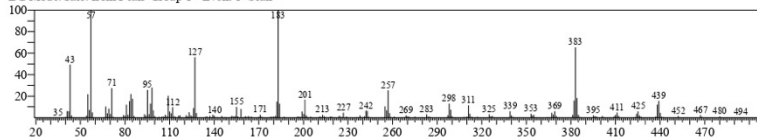
CompName: 2-BUTYNYL-5-HYDROXY-3-OXO-4-HEXANOIC ACID DELTA-LACTONE SS



C:\GCMSsolution\Data\Project1\Y. 2041_P. 2041_10.qgd

<< Target >>

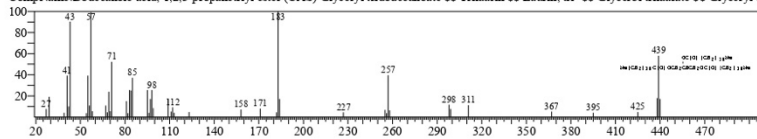
Line# 16 R. Time: 21.760(Scan# 4153) MassPeaks: 372
RawMode Averaged 21.755-21.765(4152-4154) BasePeak: 183.05(1115910)
BG Mode Calc. from Peak Group 1 - Event 1 Scan



Hit#1 Entry: 331589 Library: WILEY7 LIB

SI: 77 Formula: C39 H74 O6 CAS: 538-24-9 MolWeight: 639 RetIndex: 0

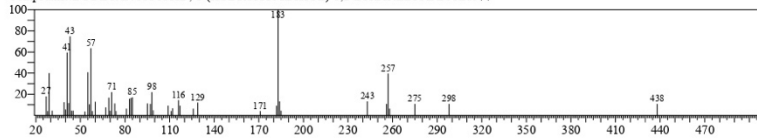
CompName: Dodecanoic acid, 1,2,3-propanetriyl ester (CAS) Glycerol tridodecanoate \$S\$ Trilaurin \$S\$ Laurin, tri- \$S\$ Glycerol trilaurate \$S\$ Glycerol tri-



Hit#2 Entry: 306151 Library: WILEY7 LIB

SI: 68 Formula: C27 H52 O5 CAS: 17598-94-6 MolWeight: 456 RetIndex: 0

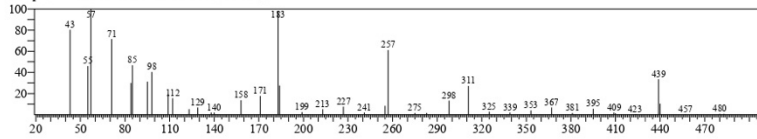
CompName: DODECANOIC ACID, 1-(HYDROXYMETHYL)-1,2-ETHANEDIYL ESTER \$S\$



Hit#3 Entry: 336354 Library: WILEY7 LIB

SI: 68 Formula: C57 H10 O6 CAS: 0-00-0 MolWeight: 790 RetIndex: 0

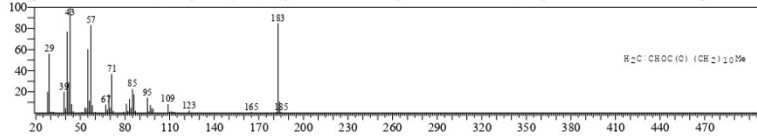
CompName: GLYCERYL TRIDODECANOATE \$S\$



Hit#4 Entry: 128507 Library: WILEY7 LIB

SI: 63 Formula: C14 H26 O2 CAS: 2146-71-6 MolWeight: 226 RetIndex: 0

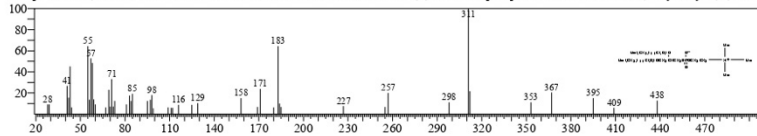
CompName: Dodecanoic acid, ethenyl ester (CAS) Vinyl dodecanoate \$S\$ Vinyl laurate \$S\$ Lauric acid, vinyl ester \$S\$ Dodecanoic acid vinyl ester \$S\$



Hit#5 Entry: 330521 Library: WILEY7 LIB

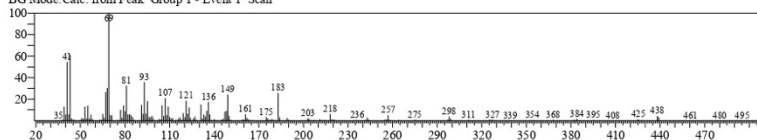
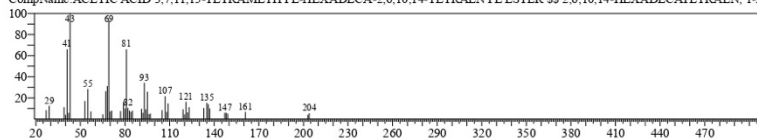
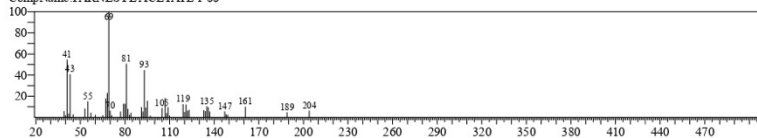
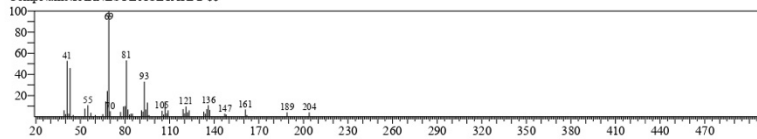
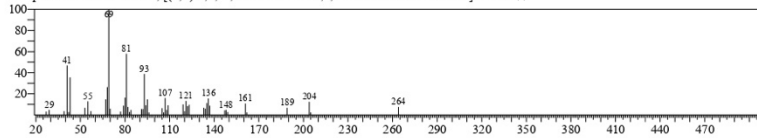
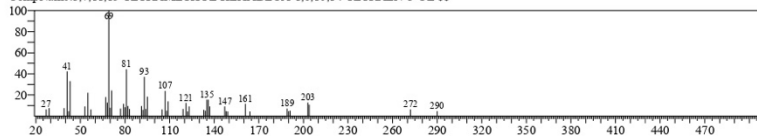
SI: 62 Formula: C32 H64 N O8 P CAS: 18194-25-7 MolWeight: 621 RetIndex: 0

CompName: L-1,2-DILAULOYLGLYCERYLPHOSPHORYLCHOLINE \$S\$ 3,5,9-Trioxo-4-phosphaheneicosan-1-aminium, 4-hydroxy-N,N,N-trim-



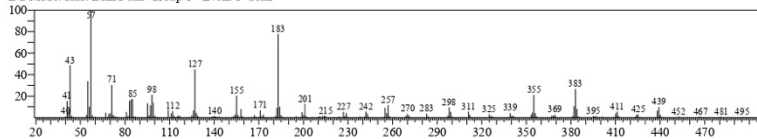
C:\GCMSsolution\Data\Project1\YP_2041_P_2041_10.qgd

<< Target >>

Line# 17 R.Time:21.915(Scan#4184) MassPeaks:295
RawMode:Averaged 21.910-21.920(4183-4185) BasePeak:69.00(1196340)
BG Mode Calc. from Peak Group 1 - Event 1 ScanHit# 1 Entry:240920 Library:WILEY7 LIB
SI:87 Formula:C22 H36 O2 CAS:61691-98-3 MolWeight:332 RetIndex:0
CompName:ACETIC ACID 3,7,11,15-TETRAMETHYL-HEXADECA-2,6,10,14-TETRAENYL ESTER \$S 2,6,10,14-HEXADECATETRAEN, 1-AHit# 2 Entry:173143 Library:WILEY7 LIB
SI:86 Formula:C17 H28 O2 CAS:0-00-0 MolWeight:264 RetIndex:0
CompName:FARNESYL ACETATE 1 \$SHit# 3 Entry:173144 Library:WILEY7 LIB
SI:84 Formula:C17 H28 O2 CAS:0-00-0 MolWeight:264 RetIndex:0
CompName:FARNESYL ACETATE 2 \$SHit# 4 Entry:173147 Library:WILEY7 LIB
SI:83 Formula:C17 H28 O2 CAS:0-00-0 MolWeight:264 RetIndex:0
CompName:ESSIGSAEURE, [(Z,Z)-3,7,11-TRIMETHYL-2,6,10-DODECATRIEN-1-YL]ESTER \$SHit# 5 Entry:201531 Library:WILEY7 LIB
SI:83 Formula:C20 H34 O CAS:68931-30-6 MolWeight:290 RetIndex:0
CompName:3,7,11,15-TETRAMETHYL-HEXADECA-1,6,10,14-TETRAEN-3-OL \$S

C:\GCMSsolution\Data\Project1\Y.P. 2041_P. 2041_10.qgd

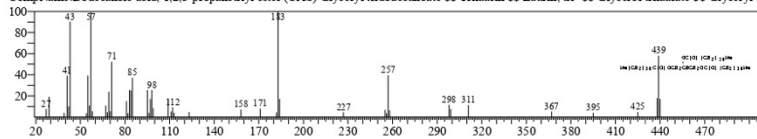
<< Target >>

Line# 18 R. Time: 21.970(Scan# 4195) MassPeaks: 329
RawMode Averaged 21.965-21.975(4194-4196) BasePeak: 57.05(1306196)
BG Mode Calc. from Peak Group 1 - Event 1 Scan

Hit# 1 Entry: 331589 Library: WILEY7 LIB

SI: 74 Formula: C39 H74 O6 CAS: 538-24-9 MolWeight: 639 RetIndex: 0

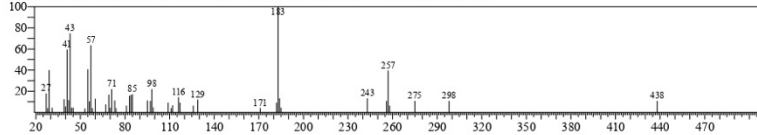
CompName: Dodecanoic acid, 1,2,3-propanetriyl ester (CAS) Glyceryl tridodecanoate \$S\$ Trilaurin \$S\$ Laurin, tri- \$S\$ Glycerol trilaurate \$S\$ Glyceryl tri-



Hit# 2 Entry: 306151 Library: WILEY7 LIB

SI: 69 Formula: C27 H52 O5 CAS: 17598-94-6 MolWeight: 456 RetIndex: 0

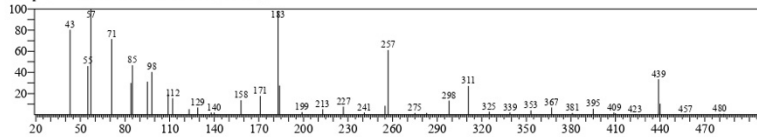
CompName: DODECAANOIC ACID, 1-(HYDROXYMETHYL)-1,2-ETHANEDIYL ESTER \$S\$



Hit# 3 Entry: 336354 Library: WILEY7 LIB

SI: 67 Formula: C57 H10 O6 CAS: 0-00-0 MolWeight: 790 RetIndex: 0

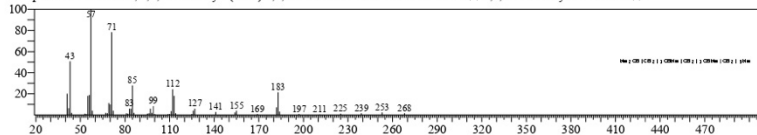
CompName: GLYCERYL TRIDODECAOATE \$S\$



Hit# 4 Entry: 177888 Library: WILEY7 LIB

SI: 66 Formula: C19 H40 CAS: 55000-52-7 MolWeight: 268 RetIndex: 0

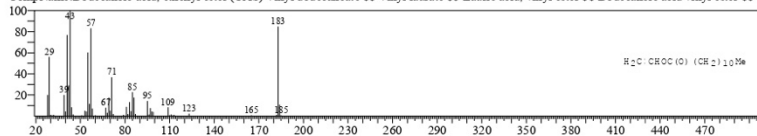
CompName: Hexadecane, 2,6,10-trimethyl- (CAS) 2,6,10-TRIMETHYL-HEXADECANE \$S\$ 2,6,10-Trimethylhexadecane \$S\$



Hit# 5 Entry: 128507 Library: WILEY7 LIB

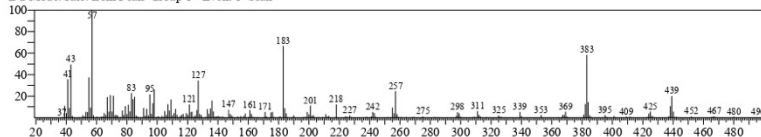
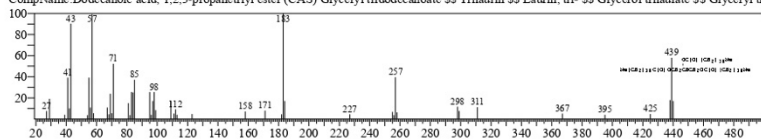
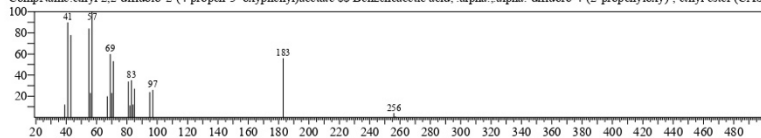
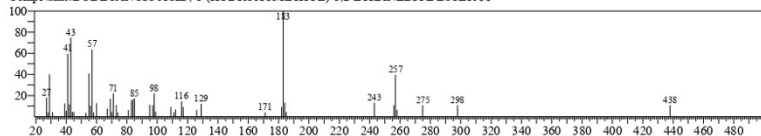
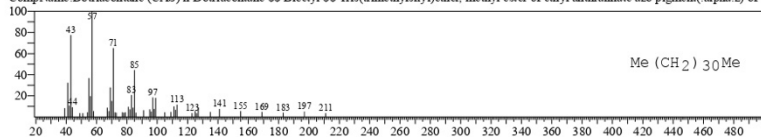
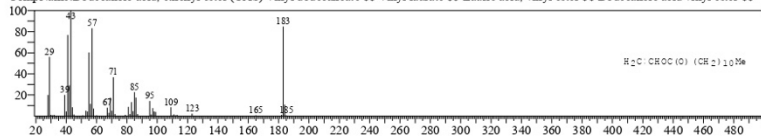
SI: 66 Formula: C14 H26 O2 CAS: 2146-71-6 MolWeight: 226 RetIndex: 0

CompName: Dodecanoic acid, ethenyl ester (CAS) Vinyl dodecanoate \$S\$ Vinyl laurate \$S\$ Lauric acid, vinyl ester \$S\$ Dodecanoic acid vinyl ester \$S\$



C:\GCMSsolution\Data\Project1\YP_2041_P_2041_10.qgd

<< Target >>

Line# 19 R. Time: 22.135(Scan#: 4228) MassPeaks: 357
RawMode: Averaged 22.130-22.140(4227-4229) BasePeak: 57.05(925804)
BG Mode Calc. from Peak Group 1 - Event 1 ScanHit#1 Entry: 331589 Library: WILEY7 LIB
SI: 72 Formula: C39 H74 O6 CAS: 538-24-9 MolWeight: 639 RetIndex: 0
CompName: Dodecanoic acid, 1,2,3-propanetriyl ester (CAS) Glycerol tri dodecanoate \$S\$ Trilaurin \$S\$ Laurin, tri- \$S\$ Glycerol trilaurate \$S\$ Glycerol triHit#2 Entry: 163461 Library: WILEY7 LIB
SI: 66 Formula: C13 H14 F2 O3 CAS: 125575-29-3 MolWeight: 256 RetIndex: 0
CompName: ethyl 2,2-difluoro-2-(4-propen-3'-oxyphenyl)acetate \$S\$ Benzeneacetic acid, alpha, alpha -difluoro-4-(2-propenyloxy)-, ethyl ester (CAS)Hit#3 Entry: 306151 Library: WILEY7 LIB
SI: 65 Formula: C27 H52 O5 CAS: 17598-94-6 MolWeight: 456 RetIndex: 0
CompName: DODECANOIC ACID, 1-(HYDROXYMETHYL)-1,2-ETHANEDIYL ESTER \$S\$Hit#4 Entry: 304720 Library: WILEY7 LIB
SI: 65 Formula: C32 H66 CAS: 544-85-4 MolWeight: 451 RetIndex: 0
CompName: Dotriacontane (CAS) n-Dotriacontane \$S\$ Bicetyl \$S\$ Tris(trimethylsilyl)ether, methyl ester of ethyl anthranilate azo pigment (alpha 2) of tHit#5 Entry: 128507 Library: WILEY7 LIB
SI: 65 Formula: C14 H26 O2 CAS: 2146-71-6 MolWeight: 226 RetIndex: 0
CompName: Dodecanoic acid, ethenyl ester (CAS) Vinyl dodecanoate \$S\$ Vinyl laurate \$S\$ Lauric acid, vinyl ester \$S\$ Dodecanoic acid vinyl ester \$S\$

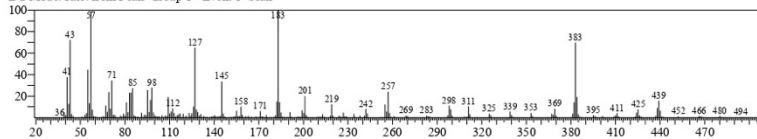
C:\GCMSsolution\Data\Project1\YP_2041_P_2041_10.qgd

<< Target >>

Line# 20 R. Time: 22.255 (Scan# 4252) MassPeaks: 396

RawMode Averaged 22.250-22.260 (4251-4253) BasePeak: 183.05 (1515732)

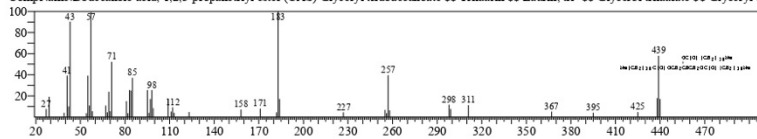
BG Mode Calc. from Peak Group 1 - Event 1 Scan



Hit# 1 Entry: 331589 Library: WILEY7 LIB

SI: 79 Formula: C39 H74 O6 CAS: 538-24-9 MolWeight: 639 RetIndex: 0

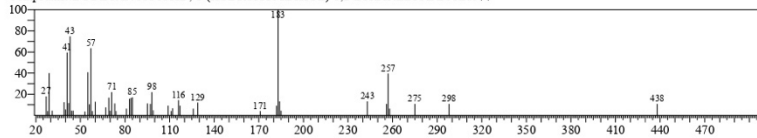
CompName: Dodecanoic acid, 1,2,3-propanetriyl ester (CAS) Glycerol tridodecanoate \$S\$ Trilaurin \$S\$ Laurin, tri- \$S\$ Glycerol trilaurate \$S\$ Glycerol tri-



Hit# 2 Entry: 306151 Library: WILEY7 LIB

SI: 70 Formula: C27 H52 O5 CAS: 17598-94-6 MolWeight: 456 RetIndex: 0

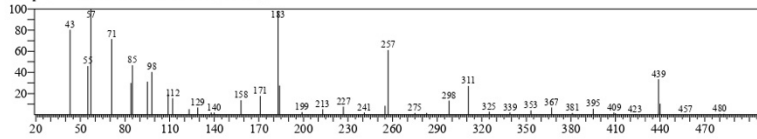
CompName: DODECANOIC ACID, 1-(HYDROXYMETHYL)-1,2-ETHANEDIYL ESTER \$S\$



Hit# 3 Entry: 336354 Library: WILEY7 LIB

SI: 66 Formula: C57 H10 O6 CAS: 0-00-0 MolWeight: 790 RetIndex: 0

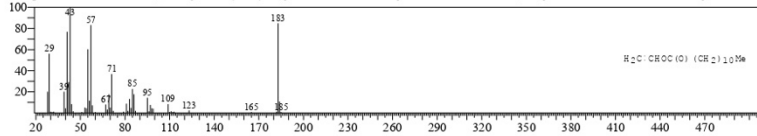
CompName: GLYCERYL TRIDODECANOATE \$S\$



Hit# 4 Entry: 128507 Library: WILEY7 LIB

SI: 66 Formula: C14 H26 O2 CAS: 2146-71-6 MolWeight: 226 RetIndex: 0

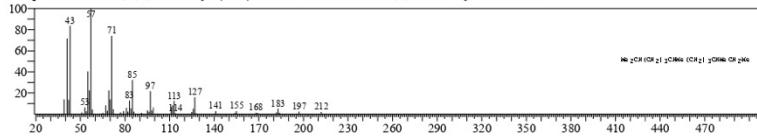
CompName: Dodecanoic acid, ethenyl ester (CAS) Vinyl dodecanoate \$S\$ Vinyl laurate \$S\$ Lauric acid, vinyl ester \$S\$ Dodecanoic acid vinyl ester \$S\$



Hit# 5 Entry: 111415 Library: WILEY7 LIB

SI: 66 Formula: C15 H32 CAS: 3891-98-3 MolWeight: 212 RetIndex: 0

CompName: Dodecane, 2,6,10-trimethyl- (CAS) Farnesane \$S\$ Farnesan \$S\$ 2,6,10-Trimethyldodecane \$S\$



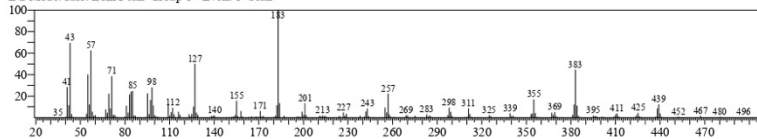
C:\GCMSsolution\Data\Project1\Y. 2041_P. 2041_10.qgd

<< Target >>

Line# 21 R. Time: 22.340 (Scan# 4269) MassPeaks: 357

RawMode: Averaged 22.335-22.345 (4268-4270) BasePeak: 183.05 (1401476)

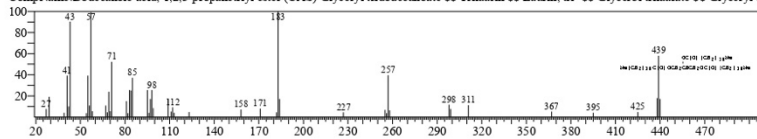
BG Mode Calc. from Peak Group 1 - Event 1 Scan



Hit# 1 Entry: 331589 Library: WILEY7 LIB

SI: 80 Formula: C₃₉H₇₄O₆ CAS: 538-24-9 MolWeight: 639 RetIndex: 0

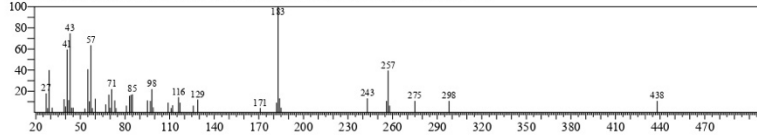
CompName: Dodecanoic acid, 1,2,3-propanetriyl ester (CAS) Glyceryl tri dodecanoate \$\$ Trilaurin \$\$ Laurin, tri- \$\$ Glycerol trilaurate \$\$ Glyceryl tri



Hit# 2 Entry: 306151 Library: WILEY7 LIB

SI: 76 Formula: C₂₇H₅₂O₅ CAS: 17598-94-6 MolWeight: 456 RetIndex: 0

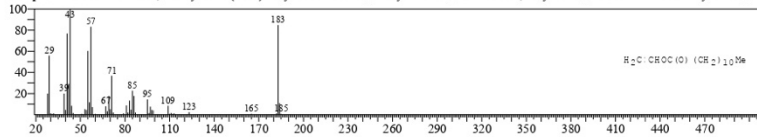
CompName: DODECANOIC ACID, 1-(HYDROXYMETHYL)-1,2-ETHANEDIYL ESTER \$\$



Hit# 3 Entry: 128507 Library: WILEY7 LIB

SI: 69 Formula: C₁₄H₂₆O₂ CAS: 2146-71-6 MolWeight: 226 RetIndex: 0

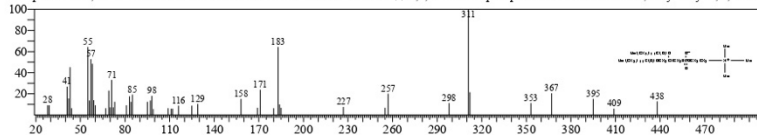
CompName: Dodecanoic acid, ethenyl ester (CAS) Vinyl dodecanoate \$\$ Vinyl laurate \$\$ Lauroic acid, vinyl ester \$\$ Dodecanoic acid vinyl ester \$\$



Hit# 4 Entry: 330521 Library: WILEY7 LIB

SI: 69 Formula: C₃₂H₆₄N₂O₈P CAS: 18194-25-7 MolWeight: 621 RetIndex: 0

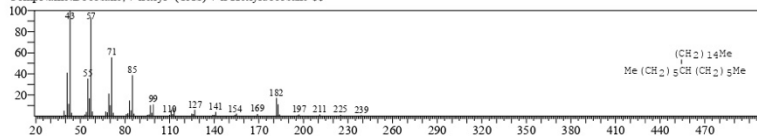
CompName: L-1,2-DILAUROYLGLYCERYLPHOSPHORYLCHOLINE \$\$ 3,5,9-Trioxa-4-phosphaheneicosan-1-aminium, 4-hydroxy-N,N,N-trim



Hit# 5 Entry: 281504 Library: WILEY7 LIB

SI: 68 Formula: C₂₈H₅₈ CAS: 55373-86-9 MolWeight: 394 RetIndex: 0

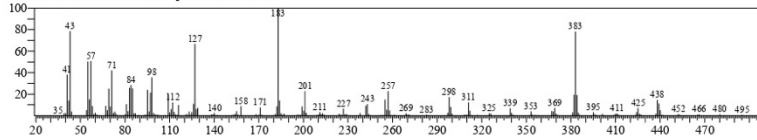
CompName: Docosane, 7-hexyl- (CAS) 7-n-Hexyldocosane \$\$



C:\GCMSsolution\Data\Project1\Y. 2041_P. 2041_10.qgd

<< Target >>

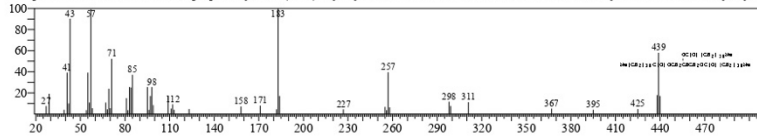
Line# 22 R. Time: 22.425 (Scan# 4286) MassPeaks: 334
RawMode Averaged 22.420-22.430 (4285-4287) BasePeak: 183.05 (1123617)
BG Mode Calc. from Peak Group 1 - Event 1 Scan



Hit# 1 Entry: 331589 Library: WILEY7 LIB

SI: 77 Formula: C₃₉H₇₄O₆ CAS: 538-24-9 MolWeight: 639 RetIndex: 0

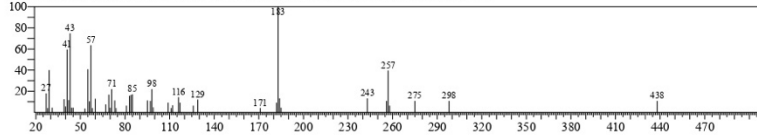
CompName: Dodecanoic acid, 1,2,3-propanetriyl ester (CAS) Glyceryl tridodecanoate \$\$ Trilaurin \$\$ Laurin, tri- \$\$ Glycerol trilaurate \$\$ Glyceryl tri-



Hit# 2 Entry: 306151 Library: WILEY7 LIB

SI: 73 Formula: C₂₇H₅₂O₅ CAS: 17598-94-6 MolWeight: 456 RetIndex: 0

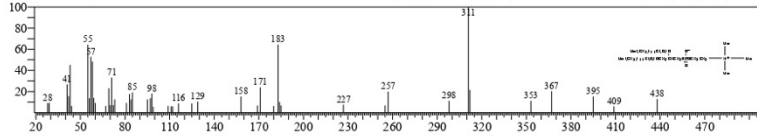
CompName: DODECANOIC ACID, 1-(HYDROXYMETHYL)-1,2-ETHANEDIYL ESTER \$\$



Hit# 3 Entry: 330521 Library: WILEY7 LIB

SI: 67 Formula: C₃₂H₆₄N₂O₈P CAS: 18194-25-7 MolWeight: 621 RetIndex: 0

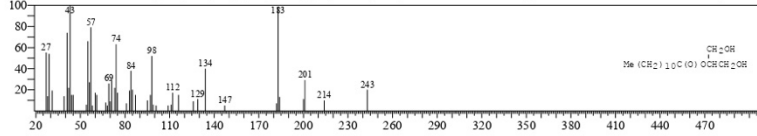
CompName: L-1,2-DILAULOYLGLYCERYLPHOSPHORYLCHOLINE \$\$ 3,5,9-Trioxa-4-phosphaheneicosan-1-aminium, 4-hydroxy-N,N,N-trim-



Hit# 4 Entry: 184641 Library: WILEY7 LIB

SI: 66 Formula: C₁₅H₃₀O₄ CAS: 1678-45-1 MolWeight: 274 RetIndex: 0

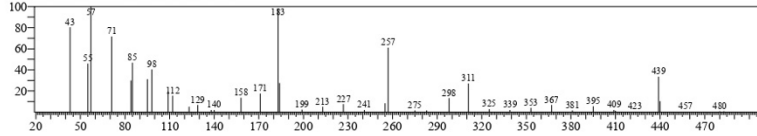
CompName: Dodecanoic acid, 2-hydroxy-1-(hydroxymethyl)ethyl ester (CAS) 2-Monolaurin \$\$ Laurin, 2-mono- \$\$ beta-Monolaurin \$\$ Glycerol 2-



Hit# 5 Entry: 336354 Library: WILEY7 LIB

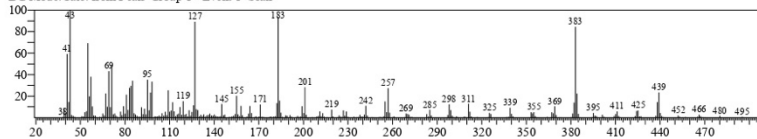
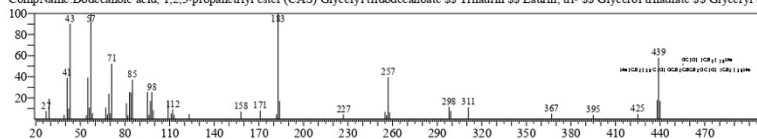
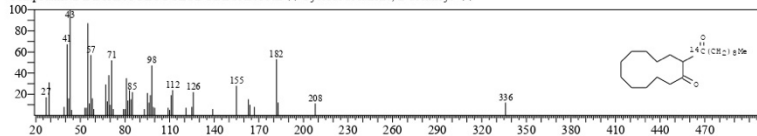
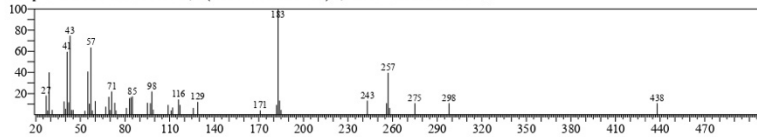
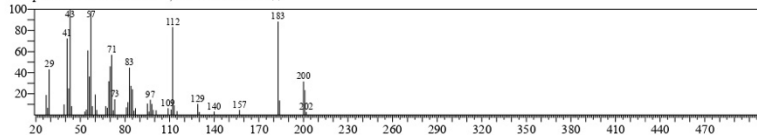
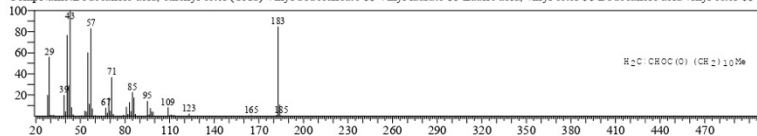
SI: 66 Formula: C₅₇H₁₀O₆ CAS: 0-00-0 MolWeight: 790 RetIndex: 0

CompName: GLYCERYL TRIDODECANOATE \$\$



C:\GCMSsolution\Data\Project1\Y. 2041_P. 2041_10.qgd

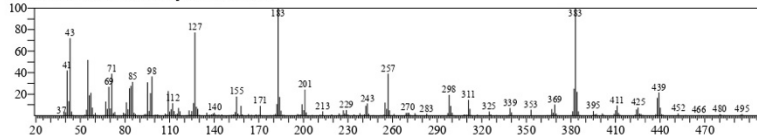
<< Target >>

Line# 23 R. Time: 22.510 (Scan# 4303) MassPeaks: 401
RawMode: Averaged 22.505-22.515 (4302-4304) BasePeak: 43.00 (943210)
BG Mode Calc. from Peak Group 1 - Event 1 ScanHit# 1 Entry: 331589 Library: WILEY7 LIB
SI: 73 Formula: C39 H74 O6 CAS: 5338-24-9 MolWeight: 639 RetIndex: 0
CompName: Dodecanoic acid, 1,2,3-propanetriyl ester (CAS) Glycerol tri dodecanoate \$\$ Trilaurin \$\$ Laurin, tri- \$\$ Glycerol trilaurate \$\$ Glycerol triHit# 2 Entry: 243846 Library: WILEY7 LIB
SI: 66 Formula: C22 H40 O2 CAS: 29653-08-5 MolWeight: 336 RetIndex: 0
CompName: 2-DECANOYL CYCLODODECANONE \$\$ Cyclododecanone, 2-decanoyl- \$\$Hit# 3 Entry: 306151 Library: WILEY7 LIB
SI: 65 Formula: C27 H52 O5 CAS: 17598-94-6 MolWeight: 456 RetIndex: 0
CompName: DODECANOIC ACID, 1-(HYDROXYMETHYL)-1,2-ETHANEDIYL ESTER \$\$Hit# 4 Entry: 223030 Library: WILEY7 LIB
SI: 65 Formula: C20 H40 O2 CAS: 0-00-0 MolWeight: 312 RetIndex: 0
CompName: LAURINSAEURE, 4-OCTYLESTER \$\$Hit# 5 Entry: 128507 Library: WILEY7 LIB
SI: 64 Formula: C14 H26 O2 CAS: 2146-71-6 MolWeight: 226 RetIndex: 0
CompName: Dodecanoic acid, ethenyl ester (CAS) Vinyl dodecanoate \$\$ Vinyl laurate \$\$ Launic acid, vinyl ester \$\$ Dodecanoic acid vinyl ester \$\$

C:\GCMSsolution\Data\Project1\YP_2041_P_2041_10.qgd

<< Target >>

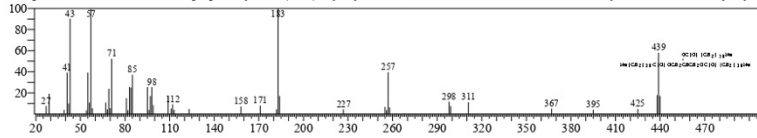
Line# 24 R. Time: 22.575 (Scan# 4316) MassPeaks: 357
RawMode Averaged 22.570-22.580 (4315-4317) BasePeak: 183.05 (1261909)
BG Mode Calc. from Peak Group 1 - Event 1 Scan



Hit# 1 Entry: 331589 Library: WILEY7 LIB

SI: 74 Formula: C₃₉H₇₄O₆ CAS: 538-24-9 MolWeight: 639 RetIndex: 0

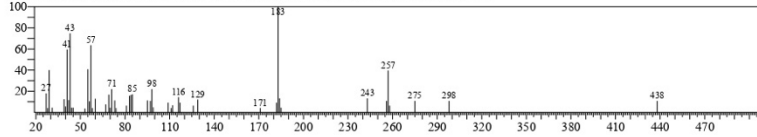
CompName: Dodecanoic acid, 1,2,3-propanetriyl ester (CAS) Glycerol tridodecanoate \$S\$ Trilaurin \$S\$ Laurin, tri- \$S\$ Glycerol trilaurate \$S\$ Glycerol tri-



Hit# 2 Entry: 306151 Library: WILEY7 LIB

SI: 68 Formula: C₂₇H₅₂O₅ CAS: 17598-94-6 MolWeight: 456 RetIndex: 0

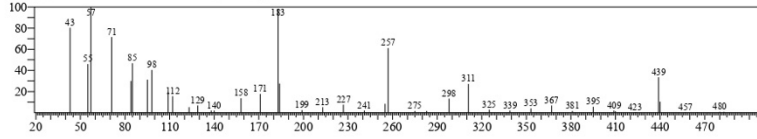
CompName: DODECANOIC ACID, 1-(HYDROXYMETHYL)-1,2-ETHANEDIYL ESTER \$S\$



Hit# 3 Entry: 336354 Library: WILEY7 LIB

SI: 64 Formula: C₅₇H₁₀O₆ CAS: 0-00-0 MolWeight: 790 RetIndex: 0

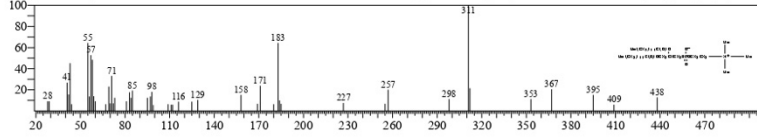
CompName: GLYCERYL TRIDODECANOATE \$S\$



Hit# 4 Entry: 330521 Library: WILEY7 LIB

SI: 62 Formula: C₃₂H₆₄N₂O₈P CAS: 18194-25-7 MolWeight: 621 RetIndex: 0

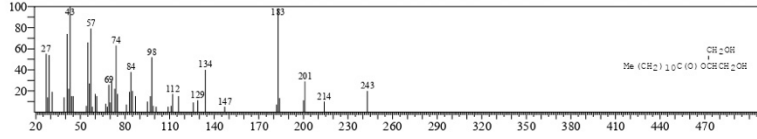
CompName: L-1,3-DILAULOYLGLYCERYLPHOSPHORYLCHOLINE \$S\$ 3,5,9-Trioxo-4-phosphateneicosan-1-aminium, 4-hydroxy-N,N,N-trim-



Hit# 5 Entry: 184641 Library: WILEY7 LIB

SI: 61 Formula: C₁₅H₃₀O₄ CAS: 1678-45-1 MolWeight: 274 RetIndex: 0

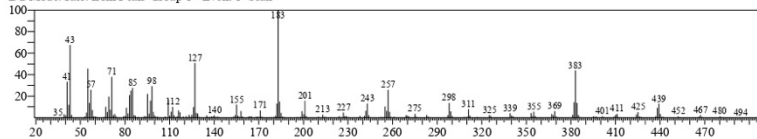
CompName: Dodecanoic acid, 2-hydroxy-1-(hydroxymethyl)ethyl ester (CAS) 2-Monolaurin \$S\$ Laurin, 2-mono- \$S\$ beta-Monolaurin \$S\$ Glycerol 2-



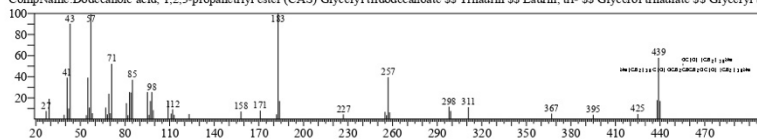
C:\GCMSsolution\Data\Project1\Y. 2041_P. 2041_10.qgd

<< Target >>

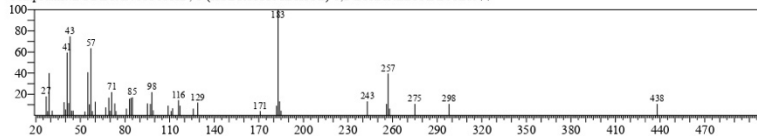
Line# 25 R. Time: 22.830(Scan# 4367) MassPeaks: 367
RawMode: Averaged 22.825-22.835(4366-4368) BasePeak: 183.05(1777761)
BG Mode Calc. from Peak Group 1 - Event 1 Scan



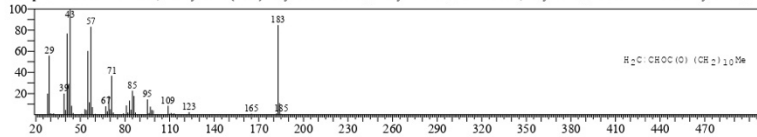
Hit# 1 Entry: 331589 Library: WILEY7 LIB
SI: 79 Formula: C39 H74 O6 CAS: 538-24-9 MolWeight: 639 RetIndex: 0
CompName: Dodecanoic acid, 1,2,3-propanetriyl ester (CAS) Glycerol tri dodecanoate \$\$ Trilaurin \$\$ Laurin, tri- \$\$ Glycerol trilaurate \$\$ Glycerol tri



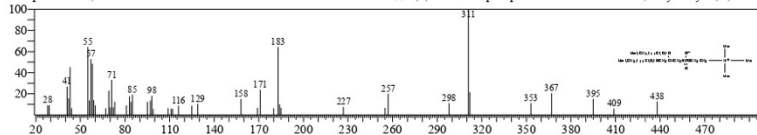
Hit# 2 Entry: 306151 Library: WILEY7 LIB
SI: 76 Formula: C27 H52 O5 CAS: 17598-94-6 MolWeight: 456 RetIndex: 0
CompName: DODECANOIC ACID, 1-(HYDROXYMETHYL)-1,2-ETHANEDIYL ESTER \$\$



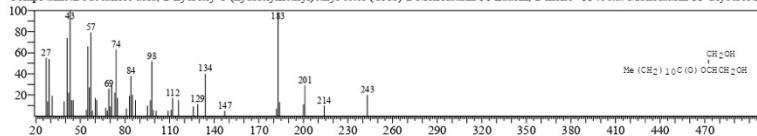
Hit# 3 Entry: 128507 Library: WILEY7 LIB
SI: 67 Formula: C14 H26 O2 CAS: 2146-71-6 MolWeight: 226 RetIndex: 0
CompName: Dodecanoic acid, ethenyl ester (CAS) Vinyl dodecanoate \$\$ Vinyl laurate \$\$ Lauric acid, vinyl ester \$\$ Dodecanoic acid vinyl ester \$\$



Hit# 4 Entry: 330521 Library: WILEY7 LIB
SI: 67 Formula: C32 H64 N O8 P CAS: 18194-25-7 MolWeight: 621 RetIndex: 0
CompName: L-1,3-DILAULOYLGLYCERYLPHOSPHORYLCHOLINE \$\$ 3,5,9-Trioxa-4-phosphaheneicosan-1-aminium, 4-hydroxy-N,N,N-trim



Hit# 5 Entry: 184641 Library: WILEY7 LIB
SI: 66 Formula: C15 H30 O4 CAS: 1678-45-1 MolWeight: 274 RetIndex: 0
CompName: Dodecanoic acid, 2-hydroxy-1-(hydroxymethyl)ethyl ester (CAS) 2-Monolaurin \$\$ Laurin, 2-mono- \$\$ beta-Monolaurin \$\$ Glycerol 2-



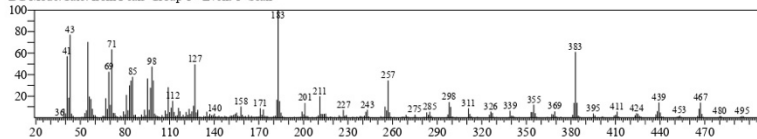
C:\GCMSsolution\Data\Project1\P. 2041_P. 2041_10.qgd

<< Target >>

Line# 26 R. Time: 23.035(Scan# 4408) MassPeaks: 428

RawMode: Averaged 23.030-23.040(4407-4409) BasePeak: 183.05(1275147)

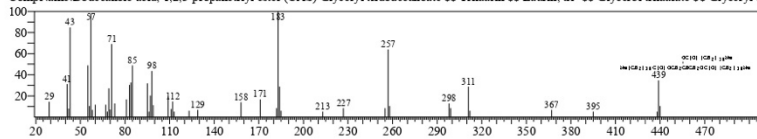
BG Mode Calc. from Peak Group 1 - Event 1 Scan



Hit# 1 Entry: 331588 Library: WILEY7 LIB

SI: 77 Formula: C39 H74 O6 CAS: 538-24-9 MolWeight: 639 RetIndex: 0

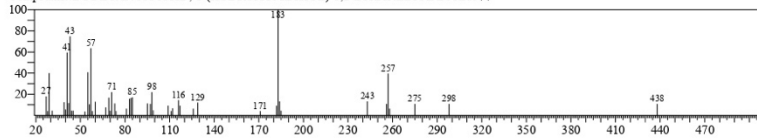
CompName: Dodecanoic acid, 1,2,3-propanetriyl ester (CAS) Glyceryl tridodecanoate \$\$\$\$ Trilaurin \$\$\$\$ Laurin, tri- \$\$\$\$ Glycerol trilaurate \$\$\$\$ Glyceryl tri-



Hit# 2 Entry: 306151 Library: WILEY7 LIB

SI: 69 Formula: C27 H52 O5 CAS: 17598-94-6 MolWeight: 456 RetIndex: 0

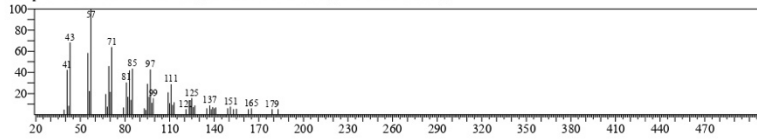
CompName: DODECANOIC ACID, 1-(HYDROXYMETHYL)-1,2-ETHANEDIYL ESTER \$\$\$\$



Hit# 3 Entry: 199738 Library: WILEY7 LIB

SI: 68 Formula: C21 H36 CAS: 0-00-0 MolWeight: 288 RetIndex: 0

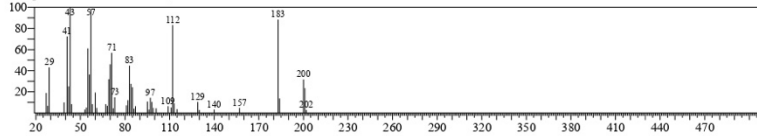
CompName: 14- BETA- H- PREGNA \$\$\$\$ 14- BETA- PREGNA \$\$\$\$ 14B- PREGNANE \$\$\$\$



Hit# 4 Entry: 223030 Library: WILEY7 LIB

SI: 67 Formula: C20 H40 O2 CAS: 0-00-0 MolWeight: 312 RetIndex: 0

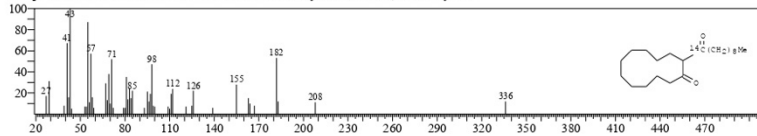
CompName: LAURINSAEURE, 4-OCTYLESTER \$\$\$\$



Hit# 5 Entry: 243846 Library: WILEY7 LIB

SI: 67 Formula: C22 H40 O2 CAS: 29653-08-5 MolWeight: 336 RetIndex: 0

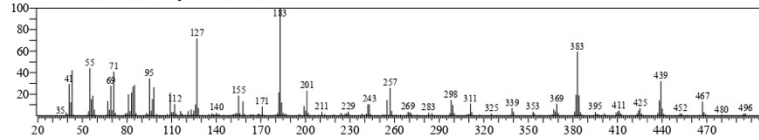
CompName: 2-DECANOYL-CYCLODODECANONE \$\$\$\$ Cyclododecanone, 2-decanoyl- \$\$\$\$



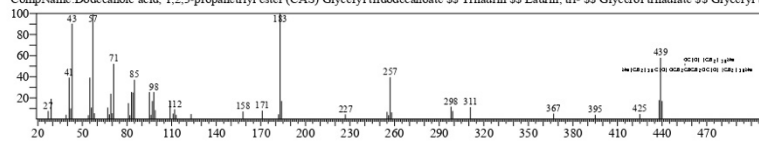
C:\GCMSsolution\Data\Project1\YP_2041_P_2041_10.qgd

<< Target >>

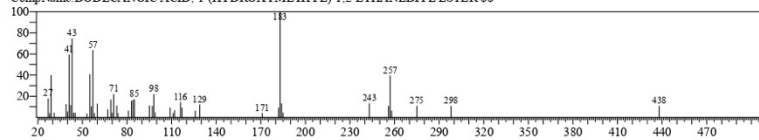
Line# 27 R. Time: 23.565 (Scan# 4514) MassPeaks: 357
RawMode Averaged 23.560-23.570 (4513-4515) BasePeak: 183.05 (832487)
BG Mode Calc. from Peak Group 1 - Event 1 Scan



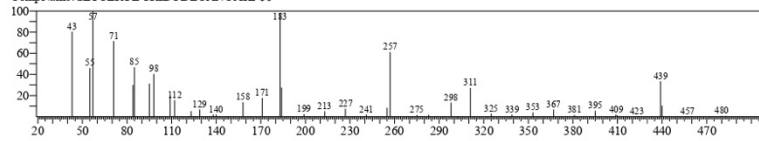
Hit# 1 Entry: 331589 Library: WILEY7 LIB
SI: 75 Formula: C39 H74 O6 CAS: 538-24-9 MolWeight: 639 RetIndex: 0
CompName: Dodecanoic acid, 1,2,3-propanetriyl ester (CAS) Glycerol tri dodecanoate \$S\$ Trilaurin \$S\$ Laurin, tri- \$S\$ Glycerol trilaurate \$S\$ Glycerol tri



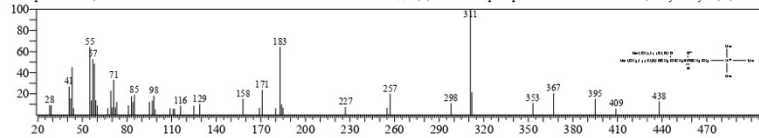
Hit# 2 Entry: 306151 Library: WILEY7 LIB
SI: 64 Formula: C27 H52 O5 CAS: 17598-94-6 MolWeight: 456 RetIndex: 0
CompName: DODECANOIC ACID, 1-(HYDROXYMETHYL)-1,2-ETHANEDIYL ESTER \$S\$



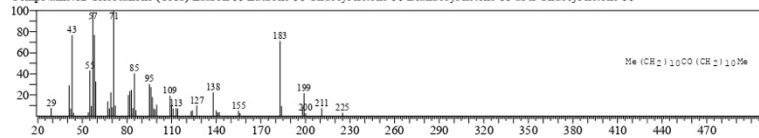
Hit# 3 Entry: 336354 Library: WILEY7 LIB
SI: 64 Formula: C57 H10 O6 CAS: 0-00-0 MolWeight: 790 RetIndex: 0
CompName: GLYCERYL TRIDODECANOATE \$S\$



Hit# 4 Entry: 330521 Library: WILEY7 LIB
SI: 62 Formula: C32 H64 N O8 P CAS: 18194-25-7 MolWeight: 621 RetIndex: 0
CompName: L-1,3-DILAUROYLGLYCERYLPHOSPHORYLCHOLINE \$S\$ 3,5,9-Trioxo-4-phosphateneicosan-1-aminium, 4-hydroxy-N,N,N-trim



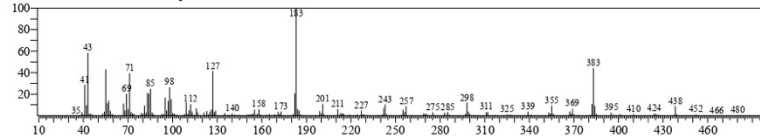
Hit# 5 Entry: 245402 Library: WILEY7 LIB
SI: 59 Formula: C23 H46 O CAS: 540-09-0 MolWeight: 338 RetIndex: 0
CompName: 12-Tricosanone (CAS) Lauron \$S\$ Laurone \$S\$ Undecyl ketone \$S\$ Diundecyl ketone \$S\$ di-n-Undecyl ketone \$S\$



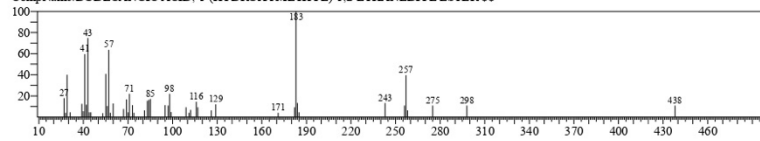
C:\GCMSsolution\Data\Project1\Y. 2041_P. 2041_10.qgd

<< Target >>

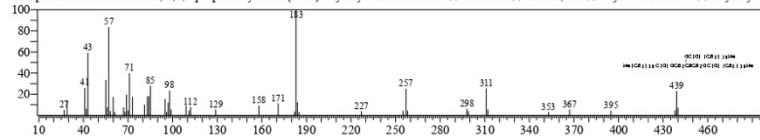
Line# 28 R. Time: 23.755 (Scan#: 4552) MassPeaks: 344
RawMode Averaged 23.750-23.760 (4551-4553) BasePeak: 183.05 (937397)
BG Mode Calc. from Peak Group 1 - Event 1 Scan



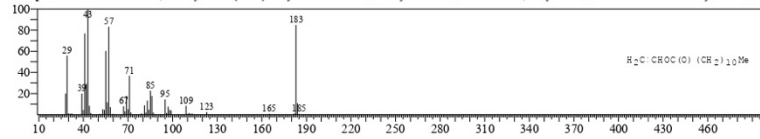
Hit# 1 Entry: 306151 Library: WILEY7 LIB
SI.75 Formula: C27 H52 O5 CAS: 17598-94-6 MolWeight: 456 RetIndex: 0
CompName: DODECANOIC ACID, 1-(HYDROXYMETHYL)-1,2-ETHANEDIYL ESTER \$\$



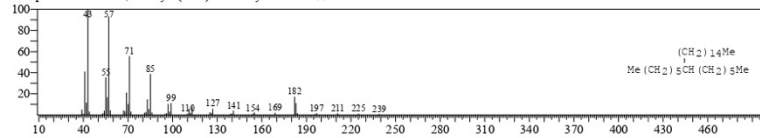
Hit# 2 Entry: 331587 Library: WILEY7 LIB
SI.74 Formula: C39 H74 O6 CAS: 538-24-9 MolWeight: 639 RetIndex: 0
CompName: Dodecanoic acid, 1,2,3-propanetriyl ester (CAS) Glycerol tridodecanoate \$\$ Trilaurin \$\$ Laurin, tri- \$\$ Glycerol trilaurate \$\$ Glycerol tri-



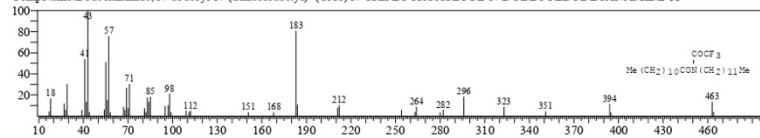
Hit# 3 Entry: 128507 Library: WILEY7 LIB
SI.70 Formula: C14 H26 O2 CAS: 2146-71-6 MolWeight: 226 RetIndex: 0
CompName: Dodecanoic acid, ethenyl ester (CAS) Vinyl dodecanoate \$\$ Vinyl laurate \$\$ Lauric acid, vinyl ester \$\$ Dodecanoic acid vinyl ester \$\$



Hit# 4 Entry: 281504 Library: WILEY7 LIB
SI.68 Formula: C28 H58 CAS: 55373-86-9 MolWeight: 394 RetIndex: 0
CompName: Docosane, 7-hexyl- (CAS) 7-n-Hexyldocosane \$\$



Hit# 5 Entry: 308294 Library: WILEY7 LIB
SI.67 Formula: C26 H48 F3 N O2 CAS: 33845-35-1 MolWeight: 463 RetIndex: 0
CompName: Dodecanamide, N-dodecyl-N-(trifluoroacetyl)- (CAS) N-TRIFLUOROACETYL-N-DODECYLDODECANAMIDE \$\$



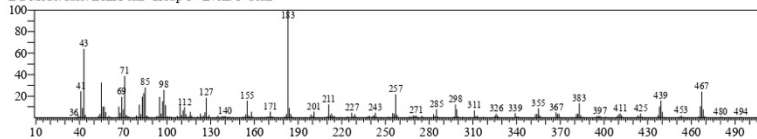
C:\GCMSsolution\Data\Project1\Y.P. 2041_P. 2041_10.qgd

<< Target >>

Line# 29 R. Time: 23.955(Scan#: 4592) MassPeaks: 374

RawMode Averaged 23.950-23.960(4591-4593) BasePeak: 183.05(1091179)

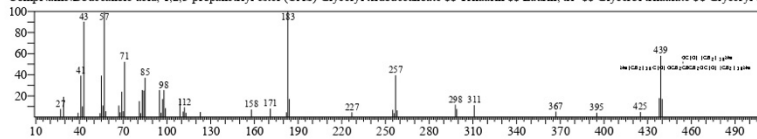
BG Mode Calc. from Peak Group 1 - Event 1 Scan



Hit# 1 Entry: 331589 Library: WILEY7 LIB

SI: 81 Formula: C39 H74 O6 CAS: 538-24-9 MolWeight: 639 RetIndex: 0

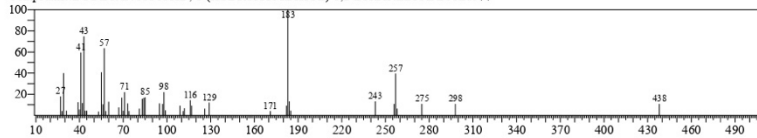
CompName: Dodecanoic acid, 1,2,3-propanetriyl ester (CAS) Glyceryl tridodecanoate \$\$ Trilaurin \$\$ Laurin, tri- \$\$ Glycerol trilaurate \$\$ Glyceryl tri-



Hit# 2 Entry: 306151 Library: WILEY7 LIB

SI: 73 Formula: C27 H52 O5 CAS: 17598-94-6 MolWeight: 456 RetIndex: 0

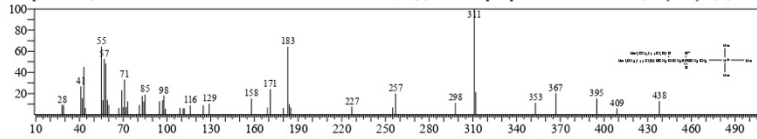
CompName: DODECANOIC ACID, 1-(HYDROXYMETHYL)-1,2-ETHANEDIYL ESTER \$\$



Hit# 3 Entry: 330521 Library: WILEY7 LIB

SI: 70 Formula: C32 H64 N O8 P CAS: 18194-25-7 MolWeight: 621 RetIndex: 0

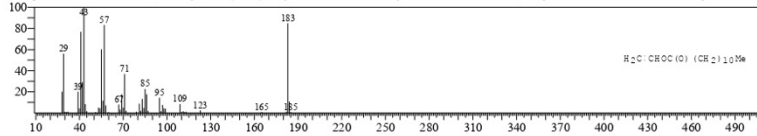
CompName: L-1,2-DILAULOYLGLYCERYLPHOSPHORYLCHOLINE \$\$ 3,5,9-Trioxa-4-phosphaheneicosan-1-aminium, 4-hydroxy-N,N,N-trim-



Hit# 4 Entry: 128507 Library: WILEY7 LIB

SI: 68 Formula: C14 H26 O2 CAS: 2146-71-6 MolWeight: 226 RetIndex: 0

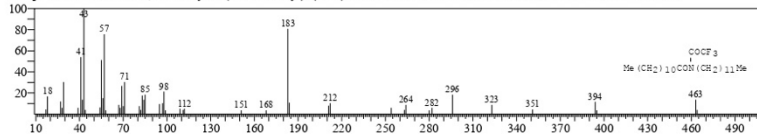
CompName: Dodecanoic acid, ethenyl ester (CAS) Vinyl dodecanoate \$\$ Vinyl laurate \$\$ Lauric acid, vinyl ester \$\$ Dodecanoic acid vinyl ester \$\$



Hit# 5 Entry: 308294 Library: WILEY7 LIB

SI: 67 Formula: C26 H48 F3 N O2 CAS: 33845-35-1 MolWeight: 463 RetIndex: 0

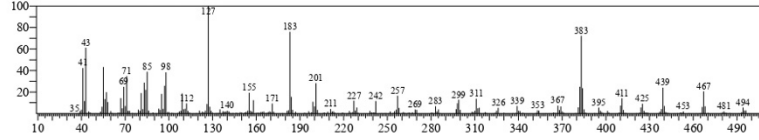
CompName: Dodecanamide, N-dodecyl-N-(trifluoroacetyl)- (CAS) N-TRIFLUOROACETYL-N-DODECYLDODECANAMIDE \$\$



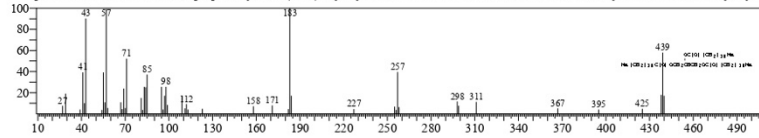
C:\GCMSsolution\Data\Project1\YP_2041_P_2041_10.qgd

<< Target >>

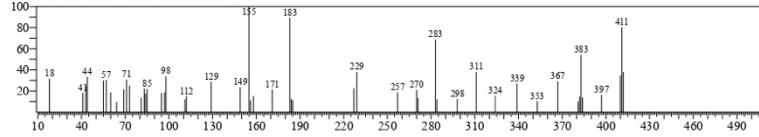
Line# 30 R.Time:24.270(Scan#:4655) MassPeaks:363
RawMode:Averaged 24.265-24.275(4654-4656) BasePeak:127.05(578832)
BG Mode Calc. from Peak Group 1 - Event 1 Scan



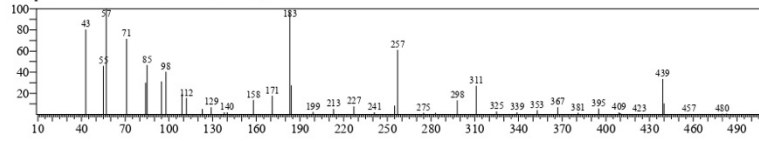
Hit#1 Entry:331589 Library:WILEY7 LIB
SI:70 Formula:C39 H74 O6 CAS:538-24-9 MolWeight:639 RetIndex:0
CompName:Dodecanoic acid, 1,2,3-propanetriyl ester (CAS) Glyceryl tridodecanoate \$\$ Trilaurin \$\$ Laurin, tri- \$\$ Glycerol trilaurate \$\$ Glyceryl tri-



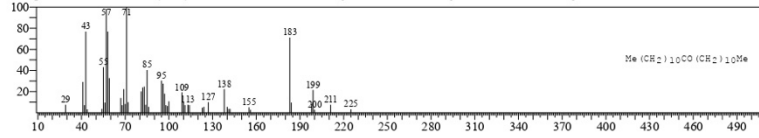
Hit#2 Entry:327350 Library:WILEY7 LIB
SI:61 Formula:C35 H66 O6 CAS:0-00-0 MolWeight:582 RetIndex:0
CompName:2-LAURO-1,3-DIDECONIN \$\$



Hit#3 Entry:336354 Library:WILEY7 LIB
SI:60 Formula:C57 H10 O6 CAS:0-00-0 MolWeight:790 RetIndex:0
CompName:GLYCERYL TRIDODECANOATE \$\$



Hit#4 Entry:245402 Library:WILEY7 LIB
SI:60 Formula:C23 H46 O CAS:540-09-0 MolWeight:338 RetIndex:0
CompName:12-Tricosanone (CAS) Lauron \$\$ Laurone \$\$ Undecyl ketone \$\$ Diundecyl ketone \$\$ di-n-Undecyl ketone \$\$



Hit#5 Entry:223030 Library:WILEY7 LIB
SI:60 Formula:C20 H40 O2 CAS:0-00-0 MolWeight:312 RetIndex:0
CompName:LAURINSAEURE, 4-OCTYLESTER \$\$

