

DAFTAR PUSTAKA

- Abu Farha, R., dkk. 2021. Willingness of Middle Eastern Public to Receive COVID-19 Vaccines. *Saudi Pharmaceutical Journal*.
- Alfianur. 2021. Pengetahuan Tentang Covid-19 dan Sikap Tentang Vaksin Covid-19. *Journal of Borneo Holistic Health*. 4(2). Hal: 146-154
- Argista, Z. L., dan Sitorus, R. J. 2021. Persepsi Masyarakat Terhadap Vaksin COVID-19 di Sumatera Selatan. *Skripsi*. Program Studi Ilmu Kesehatan Masyarakat. Universitas Sriwijaya.
- Arifin, Z. 2012. *Evaluasi Pembelajaran*. PT Remaja Rosdakarya : Bandung
- Arikunto, S. 2013. *Prosedur Penelitian: Suatu Pendekatan Praktik*. Rineka Cipta : Jakarta.
- Azwar, S. 2012. *Sikap Manusia Teori dan Pengukurannya*. Pustaka Pelajar : Yogyakarta
- Budiarto, E. 2012. *Metodologi Penelitian Kedokteran*. Jakarta: EGC.
- Budiman dan Riyanto A. 2013. *Kapita Selekta Kuesioner Pengetahuan Dan Sikap Dalam Penelitian Kesehatan*. Jakarta: Salemba Medika.
- Chahyanto, B. A., dkk. 2019. Pemberian Informasi Dasar Posyandu Melalui Kegiatan Penyegaran Kader Dalam Meningkatkan Pengetahuan Kader Di Puskesmas Pelabuhan Sambas Kota Sibolga. *Action: Aceh Nutrition Journal*, 4(1), 7–14.
- Cordina, M., Lauri, M.A., dan Lauri, J. 2021. Sikap terhadap Vaksinasi Covid-19, Keragu-Raguan Vaksin, dan Niat untuk Mengambil Vaksin. *Pharmpractice*.19(1).
- Djarwanto. 2014. Pokok-pokok Metode Riset dan Bimbingan Teknis Penulisan. *Skripsi*. Yogyakarta: Liberty.
- Djola, R. 2011. Hubungan Antara Tingkat Pendapatan Keluarga dan Pola Asuh dengan Status Gizi Balita di Desa Bongkudai Kecamatan Modayag Barat. *Jurnal Kesehatan Masyarakat*. Fakultas Kesehatan Masyarakat Universitas Sam Ratulangi
- Hidayat, A. 2014. *Metode Penelitian Keperawatan dan Teknis Analisis Data*. Jakarta: Salemba Medika.
- Kementerian Kesehatan Republik Indonesia. 2020a. *Direktorat Jenderal Pencegahan dan Pengendalian Penyakit Pedoman Kesiapsiagaan Menghadapi Coronavirus Disease (COVID-19)*. Kemenkes RI.

- Kementerian Kesehatan Republik Indonesia. 2020b. *Survei Penerimaan Vaksin COVID-19 Di Indonesia*. Kemenkes RI.
- Kementerian Kesehatan Republik Indonesia(c). 2020. *Semakin Muda, Tingkat Pemahaman dan Kesiediaan Menerima Vaksin Makin Rendah*. Kemenkes RI.
- Kementerian Kesehatan Republik Indonesia(d). 2020. Keputusan Menteri Kesehatan RI No. HK.01.07/ MENKES/9860/2020. Kemenkes RI.
- Kustantya, N., & Anwar, M. S. 2013. Hubungan Tingkat Pengetahuan dengan Perilaku Hidup Bersih Dan Sehat (Phbs) Pada Lansia. *Jurnal Keperawatan*, 4(1).
- Mann, P. S. 2013. *Introductory Statistics 8th Edition*. United States of America.
- Masturoh, I. & Anggita, N. 2018. *Bahan Ajar Rekam Medis dan Informasi Kesehatan (RMIK): Metodologi Penelitian Kesehatan*. Indonesia: Kementrian Kesehatan Republik Indonesia.
- Maulidya,H., & Ati, N. 2021. Gambaran Pengetahuan, Sikap, dan Perilaku Kader Terhadap Pencegahan Covid-19 Di Desa Ciherang Pondok Kecamatan Caringin Kabupaten Bogor. Politeknik Kesehatan Kementerian Kesehatan Bandung
- Mohamed, N. A., dkk. 2021. Knowledge, acceptance and perception on COVID-19 vaccine among Malaysians: A web-based survey. *Plos one*, 16(8), e0256110.
- Mukti, Asri Wido. 2020. Hubungan Pengetahuan terhadap Perilaku Penggunaan Suplemen Kesehatan Warga Kebonsari Surabaya di Masa Pandemi Covid-19. *FARMASIS: Jurnal Sains Farmasi*. 1(1).
- Najmah. 2015. *Epidemiologi Untuk Mahasiswa Kesehatan Masyarakat*. PT Raja Gr. Depok.
- Negara dan Prabowo. 2018. Penggunaan uji chi-square untuk mengetahui pengaruh tingkat pendidikan dan umur terhadap pengetahuan penasun mengenai HIV-Aids di Provinsi DKI Jakarta. *In Prosiding Seminar Nasional Matematika Dan Terapannya*. Vol. 3.
- Notoatmodjo, S. 2012. *Metodologi Penelitian Kesehatan*. Jakarta: PT. Rineka Cipta.
- Notoatmodjo, S. 2018. *Metodologi Penelitian Kesehatan*. Cetakan Ketiga. Jakarta: PT. Rineka Cipta.
- Novita, N. W., dkk. 2018. Tingkat Pengetahuan Tentang Tb Paru Mempengaruhi Penggunaan Masker di Ruang Paru Rumkital Dr. Ramelan Surabaya. *Journal of Health Sciences*.
<https://doi.org/10.33086/jhs.v7i1.486>


- Nugroho, S.A., dkk. 2021. Hubungan Tingkat Pengetahuan dan *Self Efficacy* Vaksinasi Covid-19 Pada Mahasiswa Fakultas Kesehatan Universitas Nurul Jadid. *Jurnal Keperawatan Profesioner (JKP)*. 9(2). Hal: 1-16
- Nurhasim. 2013. Tingkat Pengetahuan Tentang Perawatan Gigi Siswa Kelas IV dan V SD Negeri Plempukan Kembaran Kecamatan Ambal Kabupaten Kebumen Tahun Pelajaran 2013/2014. *Skripsi*. Yogyakarta: Universitas Negeri Yogyakarta.
- Nurhidayat. 2012. Persepsi Siswa SMP Putra Bangsa Terhadap Perilaku Merokok di Kelurahan Kemiri Muka. *Skripsi*. Fakultas Ilmu Kesehatan Universitas Indonesia : Depok.
- Nurislaminingsih, Rizki. 2020. Layanan Pengetahuan tentang Covid-19 di Lembaga Informasi. *TIK Ilmu*. 4(1). Hal: 19-37
- Nuriyanto, A. 2020. Perkesmas: Aplikasi Keperawatan Profesional di Puskesmas. Gmb-Indonesia.
- Nursalam. 2013. Metodologi Penelitian Ilmu Keperawatan. *Edisi Ke-4*. Jakarta: Salemba Medika.
- PDPI.2020. Pneumonia Covid-19 Diagnosis dan Penatalaksanaan Di Indonesia. Jakarta.
- Pradana, A. A., & Casman, C. 2020. Pengaruh Kebijakan Social Distancing Pada Wabah Covid-19 Terhadap Kelompok Rentan Di Indonesia. *Jurnal Kebijakan Kesehatan Indonesia: Jkki*, 9(2), 61–67.
- Pulungan, P. 2017. Pengetahuan, keyakinan, dan penggunaan antibiotik pada masyarakat di Kelurahan Hutaraja Kecamatan Muara Batang Toru Kabupaten Tapanuli Selatan. *Skripsi*. Medan: Farmasi Universitas Sumatera Utara.
- Purnamasari, I., & Raharyani, A.E. 2020. Tingkat Pengetahuan dan Perilaku Masyarakat Kabupaten Wonosobo tentang COVID-19. *Jurnal Ilmiah Kesehatan*. 10(1): 33-42.
- Purnomo, B. I., Roesdiyanto dan Gayatri, R. W. 2018. Hubungan Faktor Predisposisi, Faktor Pemungkin, dan Faktor Penguat dengan Perilaku Merokok Pelajar SMKN 2 Kota Probolinggo Tahun 2017. *Preventia : The Indonesian Journal of Public Health*. 3(1), hal. 66. doi: 10.17977/um044v3i1p66-84.
- Rachmawati, Windi C. 2019. *Promosi Kesehatan Dan Perilaku Kesehatan*. Jakarta: PT. Wineka Media.
- Rahman, M. W. 2021. Tingkat Persepsi Masyarakat Terhadap Vaksinasi Covid-19. ValidNews, February. Available at: <https://www.validnews.id/opini/Tingkat-Persepsi-Masyarakat-TerhadapVaksinasi-Covid-19-iBj>.

- Retnaningsih, R. 2016. Hubungan pengetahuan dan sikap tentang alat pelindung telinga dengan penggunaannya pada pekerja di pt. x. *Journal of Industrial Hygiene and Occupational Health*, 1(1), 67-81.
- Rusli dan Iska. 2017. Tingkat Pengetahuan Masyarakat Terhadap Penggunaan Obat Tanpa Resep Sebagai Swamedikasi Menggunakan Model Formulir Keamanan Pengobatan Di Kelurahan Tanah Loe Kecamatan Gantarangeke Kabupaten Banten. *Media Farmasi*. Vol. XIII (02).
- Sani., F. 2017. *Metodologi Penelitian Farmasi Komunitas dan Eksperimental*. Yogyakarta: Deepublish.
- Sari, I. P., dan Sriwidodo, S. 2020. Perkembangan Teknologi Terkini dalam Mempercepat Produksi Vaksin COVID-19. *Majalah Farmasetika*, 5(5), 204-217.
- Schneider, K. E., Dayton, L., Rouhani, S., dan Latkin, C.A. 2021. Implications of attitudes and beliefs about COVID-19 vaccines for vaccination campaigns in the United States: A latent class analysis. *Preventive medicine reports*, 24, 101584.
- Silalahi, C. 2013. Hubungan antara Pengetahuan dan Sikap Perawat tentang HIV/AIDS dengan Tindakan Perawat terhadap Penderita HIV/AIDS di Rumah Sakit Pancaran Kasih Manado. *Media Kesehatan FKM UNSRAT*, 46, 1-5.
- Sugiyono. 2014. *Metode Penelitian Kuantitatif, Kualitatif dan R&D*. Bandung: Alfabeta.
- Suhartini. 2016. Hubungan Pengetahuan dan Sikap Mengenai Pemilihan Makanan Jajanan dengan Perilaku Anak dalam Memilih Makanan Jajanan pada Kelas V di SD Negeri 007 Samarinda Ulu. *Skripsi*. Sekolah Tinggi Ilmu Kesehatan Muhammadiyah.
- Sukesih., Usman., Budi, S., & Sari, N.A. 2020. Pengetahuan dan Sikap Mahasiswa Kesehatan tentang Pencegahan Covid-19 di Indonesia. *J Ilmu Keperawatan dan Kebidanan*. 11(2): 410-4
- Suprayitno, E., dkk. 2020. Pengetahuan dan Sikap Masyarakat dalam Pencegahan COVID-19. *Journal of Health Science*. 5(2): 68-73.
- Wang, J., dkk. 2021. The Changing Acceptance of COVID-19 Vaccination in Different Epidemic Phases in China: A Longitudinal Study. *Journal vaccine 2021*, pp. 1-16
- Wawan, A. dan Dewi M., 2011. *Teori dan Pengukuran Pengetahuan, Sikap dan Perilaku Manusia*. Yogyakarta.
- Widoyoko, E. P. 2018. *Teknik Penyusunan Instrumen Penelitian*. Pustaka Pelajar: Yogyakarta.

- Wikamorys, D. A., & Rochmach, T. N. 2017. Aplikasi theory of planned behavior dalam membangkitkan niat pasien untuk melakukan operasi katarak. *Jurnal Administrasi Kesehatan Indonesia*, 5(1), 32-40.
- Wonok, M.J., dkk. 2020. Gambaran Perilaku Masyarakat tentang Pencegahan COVID-19 di Desa Tumani Kabupaten Minahasa Selatan. *Jurnal KESMAS*. 9(7): 147-156.


LAMPIRAN

Lampiran 1. Izin Pendahuluan



YAYASAN BORNEO LESTARI
SEKOLAH TINGGI ILMU KESEHATAN (STIKES)
BORNEO LESTARI

Jl. Kelapa Sawit No. 8 Bumi Berkat Telp. (0511) 4783717 Banjarbaru Kode Pos 70714 Kalimantan Selatan
www.stfborneolestari.ac.id - Email: kontak@stfborneolestari.ac.id



Banjarbaru, 08 Januari 2022

Nomor : 055/STIKES/UMM.01/0122
Lampiran :
Perihal : Izin Melakukan Studi Pendahuluan


Kepada Yth.
Lurah Bangkal
di Tempat

Dengan hormat,

Sehubungan dengan dilaksanakannya kegiatan Skripsi Program Studi S-1 Farmasi Sekolah Tinggi Ilmu Kesehatan (STIKES) Borneo Lestari Tahun Akademik 2021/2022 dengan ini kami mengajukan permohonan kepada Bapak/Ibu untuk dapat menerima mahasiswa (i) kami melakukan Studi Pendahuluan di Lingkungan Wilayah kerja Kelurahan Bangkal yang akan dilaksanakan pada bulan Januari – Februari 2022 dan permohonan permintaan data vaksin di Dinas Kesehatan Kota Banjarbaru. Adapun nama mahasiswi tersebut :

| NO | NIM | NAMA MAHASISWA(I) | JUDUL |
|----|---------|-----------------------|---|
| 1 | SF18010 | Anastasia Valentina F | Hubungan Pengetahuan dengan Sikap Masyarakat Terhadap Kesiediaan Vaksin Covid-19 Di Kelurahan Bangkal |


Demikian surat permohonan ini kami sampaikan, atas perkenan Bapak/Ibu kami ucapkan terima kasih.



Mengetahui
Ketua STIKES Borneo Lestari,
Hafiz Ramadhan, M.Sc
NIK. 0110714057


Tembusan:
Bagian Tata Usaha
Arsip Prodi

Lampiran 2. Izin Uji Validitas dan Reliabilitas



YAYASAN BORNEO LESTARI
SEKOLAH TINGGI ILMU KESEHATAN (STIKES)
BORNEO LESTARI

Jl. Kelapa Sawit No. 8 Bumi Berkat Telp. (0511) 4783717 Banjarbaru Kode Pos 70714 Kalimantan Selatan
 www.stfborneolestari.ac.id - Email: kontak@stfborneolestari.ac.id



Banjarbaru, 11 Januari 2022

Nomor : 059/STIKES/UMM.01/0122
 Lampiran :
 Perihal : Izin validasi


Kepada Yth.
 Lurah Palam
 di Tempat

Dengan hormat,

Sehubungan dengan dilaksanakannya kegiatan Skripsi Program Studi S-1 Farmasi Sekolah Tinggi Ilmu Kesehatan (STIKES) Borneo Lestari Tahun Akademik 2021/2022 dengan ini kami mengajukan permohonan kepada Bapak/Ibu untuk dapat menerima mahasiswa (i) kami melakukan Uji Validasi Penelitian di Lingkungan Kerja Kelurahan Palam yang akan dilaksanakan pada bulan Januari – Februari 2022. Adapun nama mahasiswi tersebut :


| NO | NIM | NAMA MAHASISWA(I) | JUDUL |
|----|---------|-----------------------|---|
| 1 | SF18010 | Anastasia Valentina F | Hubungan Pengetahuan dengan Sikap Masyarakat Terhadap Kesiediaan Vaksin Covid-19 Di Kelurahan Palam |

Demikian surat permohonan ini kami sampaikan, atas perkenan Bapak/Ibu kami ucapkan terima kasih.


Mengetahui
 Kepala STIKES Borneo Lestari,

 Dr. H. Kamadhany M.Sc
 NIK. 010314057

Tembusan:
 Bagian Tata Usaha
 Arsip Prodi

Lampiran 3. Izin Penelitian



YAYASAN BORNEO LESTARI
SEKOLAH TINGGI ILMU KESEHATAN (STIKES)
BORNEO LESTARI
 Jl. Kelapa Sawit No. 8 Bumi Berkat Telp. (0511) 4783717 Banjarbaru Kode Pos 70714 Kalimantan Selatan
 www.stfborneolestari.ac.id - Email: kontak@stfborneolestari.ac.id



Banjarbaru, 11 Januari 2022

Nomor : 059/STIKES/UMM.01/0122
 Lampiran :
 Perihal : Izin Penelitian


Kepada Yth.
 Lurah Bangkal
 di Tempat

Dengan hormat,

Sehubungan dengan dilaksanakannya kegiatan Skripsi Program Studi S-1 Farmasi Sekolah Tinggi Ilmu Kesehatan (STIKES) Borneo Lestari Tahun Akademik 2021/2022 dengan ini kami mengajukan permohonan kepada Bapak/Ibu untuk dapat menerima mahasiswa (i) kami melakukan Penelitian di Lingkungan Kerja Kelurahan Bangkal yang akan dilaksanakan pada bulan Januari – Februari 2022. Adapun nama mahasiswi tersebut :

| NO | NIM | NAMA MAHASISWA(I) | JUDUL |
|----|---------|-----------------------|---|
| 1 | SF18010 | Anastasia Valentina F | Hubungan Pengetahuan dengan Sikap Masyarakat Terhadap Kesiediaan Vaksin Covid-19 Di Kelurahan Bangkal |

Demikian surat permohonan ini kami sampaikan, atas perkenan Bapak/Ibu kami ucapkan terima kasih.

Mengetahui
 Ketua STIKES Borneo Lestari,

 Hafiz Ramadhan, M.Sc
 NIP. 016014057

Tembusan:
 Bagian Tata Usaha
 Arsip Prodi

Lampiran 4. Surat Izin Penelitian dari DPMPTSP



PEMERINTAH KOTA BANJARBARU
DINAS PENANAMAN MODAL DAN PELAYANAN TERPADU SATU PINTU
KOTA BANJARBARU

Alamat Kantor : Jl. Pangeran Antasari No. 04 Banjarbaru 7071 Telp.(0511) 4781711 Fax.(0511) 4781886 Website: intanbjb.banjarbaru.kota.go.id

SURAT IZIN PENELITIAN
 Nomor : 024/IDPMPTSP/2022

MEMBACA : 1. Surat dari Ketua STIKES Borneo Lestari Nomor : 059/STIKES/UMM.01/0122 Tanggal 11 Januari 2022 Perihal Mohon Izin Penelitian

MENGINGAT : 1. Undang-Undang Nomor 32 Tahun 2004 tentang Pemerintahan Daerah;
 2. Peraturan Pemerintah Nomor 25 Tahun 2000 tentang Kewenangan Pemerintah dan Kewenangan Propinsi sebagai Daerah Otonom ;
 3. Peraturan Daerah Kota Banjarbaru Nomor 06 Tahun 2013 tentang Pembentukan Organisasi dan Tata Kerja Lembaga Teknis Daerah Kota Banjarbaru ;
 4. Peraturan Walikota Banjarbaru Nomor 01 Tahun 2006 tentang Pendelegasian Kewenangan Penandatanganan Naskah Dinas di Bidang Perizinan Kepada Pejabat di Lingkungan Pemerintah Kota Banjarbaru ;
 5. Peraturan Walikota Banjarbaru Nomor 03 Tahun 2007 tentang Tata Laksana Pemberian Izin Melakukan Penelitian ; dan
 6. Peraturan Walikota Banjarbaru Nomor 10 Tahun 2018 tentang Perubahan Atas Peraturan Walikota Banjarbaru Nomor 63 Tahun 2017 tentang Pelimpahan Kewenangan Perizinan dan Perizinan Tertentu dari Walikota Kepada Dinas Penanaman Modal dan Pelayanan Terpadu Satu Pintu.

MEMPERHATIKAN : Proposal kegiatan yang bersangkutan.

MEMUTUSKAN : Memberikan Izin Penelitian Kepada :

| | |
|-----------------|--|
| Nama | : ANASTASIA VALENTINA F |
| Alamat | : JL. CILIK RIWUT KM. 16 GG. SWADAYA NO. 02 RT 10/RW 10 DESA HAMPALIT, KEC. KATINGAN HILIR |
| Pekerjaan | : Mahasiswa |
| NIM / NIP | : SF18010 |
| Prodi / Jurusan | : S-1 Farmasi |
| Judul | : HUBUNGAN PENGETAHUAN DAN SIKAP MASYARAKAT TERHADAP KESEDIAAN VAKSINASI COVID-19 DI KELURAHAN BANGKAL |
| Lokasi | : 1. Lokasi Penelitian di Kelurahan Bangkal2. Surat Izin pengambilan uji Validasi di Kelurahan Palam 1. Untuk surat izin untuk melakukan penelitian di Kelurahan Bangkal2. Surat Izin untuk Uji Validasi Kuesioner di Kelurahan Palam |
| Masa Berlaku | : 3 (tiga) bulan |

Dengan ketentuan sebagai berikut :

1. Sebelum melakukan Penelitian sesuai permohonan, harus melaporkan diri kepada Pejabat yang berwenang setempat dengan menunjukkan Surat Izin yang diberikan.
2. Tidak dibenarkan melakukan hal-hal yang tidak sesuai dengan izin ini.
3. Harus menaati semua ketentuan perundangan yang berlaku serta Adat Istiadat/Budaya setempat.
4. Apabila Surat Izin ini telah habis masa berlakunya sedang pelaksanaan Penelitian belum selesai, yang bersangkutan diwajibkan mengajukan permohonan kembali kepada Instansi pemberi izin.
5. Surat Izin Penelitian ini akan dicabut dan ditarik kembali apabila pemegang surat ini terbukti melanggar ketentuan tersebut diatas.

Surat Izin mulai berlaku sejak tanggal ditetapkan dengan ketentuan apabila dikemudian hari terdapat kekeliruan dalam penetapan ini akan diubah dan diperbaiki sebagaimana mestinya.



Dikeluarkan di Banjarbaru,
 Pada Tanggal 17 Januari 2022



Ditandatangani secara elektronik oleh
KEPALA DPMPTSP KOTA BANJARBARU
Dr. Hj. Rahmah Khairita, MM
NIP. 19700503 199003 2 003



Balai
Sertifikasi
Elektronik

Tembusan:

1. Walikota Banjarbaru (sebagai laporan).
2. Kepala Badan Kesbangpol Kota Banjarbaru
3. Ketua STIKES Borneo Lestari
4. Kepala Dinas Pendidikan Kota Banjarbaru
5. Kepala / Pimpinan 1. Lokasi Penelitian di Kelurahan Bangkal2. Surat izin pengambilan uji Validasi di Kelurahan Palam

Lampiran 5. Permintaan *Ethical Clearance*



FAKULTAS
KEDOKTERAN

Gedung Dr. Soekiman Wirjasandjojo
Kampus Terpadu Universitas Islam Indonesia
Jl. Kaliurang km 14,5 Yogyakarta 55584
T. (0274) 898 444 ext. 2096, 2097
F. (0274) 898 459 ext. 2007
E. fk@uii.ac.id
W. fk.uii.ac.id

Nomor : 3/ Ka.Kom.Et/70/KE/VI/2022

KETERANGAN LOLOS KAJI ETIK

ETHICAL APPROVAL

Komite Etik Penelitian Kedokteran dan Kesehatan Fakultas Kedokteran Universitas Islam Indonesia dalam upaya melindungi hak asasi dan kesejahteraan subyek penelitian kedokteran dan kesehatan, telah mengkaji dengan teliti protokol berjudul :

The Ethics Committee of the Faculty of Medicine, Islamic University of Indonesia, with regards of the protection of human rights and welfare in medical and health research, has carefully reviewed the research protocol entitled :

"Hubungan Pengetahuan dan Sikap Masyarakat terhadap Kesiediaan Vaksinasi Covid-19 di Kelurahan Bangkal"

Peneliti Utama : Anastasia Valentina Februesti
Principal Investigator

Nama Institusi : Program Studi Farmasi
Name of the Institution Sekolah Tinggi Ilmu Kesehatan Borneo Lestari

dan telah menyetujui protokol tersebut diatas.
and approved the above-mentioned protocol.

Yogyakarta, 2 Juni 2022
Ketua
Chairman
dr. Rahma Yuantari, M.Sc, Sp.PK

**Ethical Approval* berlaku satu tahun dari tanggal persetujuan

**Peneliti berkewajiban

1. Menjaga kerahasiaan identitas subyek penelitian
2. Memberitahukan status penelitian apabila :
 - a. Setelah masa berlakunya keterangan lolos kaji etik, penelitian masih belum selesai, dalam hal ini *ethical clearance* harus diperpanjang
 - b. Penelitian berhenti di tengah jalan
3. Melaporkan kejadian serius yang tidak diinginkan (*serious adverse events*)
4. Peneliti tidak boleh melakukan tindakan apapun pada subyek sebelum penelitian lolos kaji etik dan *informed consent*

Lampiran 6. Data Jumlah Populasi

**DATA JUMLAH KEPALA KELUARGA, RUMAH TANGGA DAN PENDUDUK
TAHUN 2020**

| D | RT/RW | JUMLAH KEPALA KELUARGA | JUMLAH RUMAH TANGGA | JUMLAH PENDUDUK | | |
|---|--------------|---------------------------|------------------------|-----------------|-------------|-------------|
| | | | | LAKI-LAKI | PEREMPUAN | JUMLAH |
| | 001/001 | 115 | 111 | 227 | 202 | 429 |
| | 002/001 | 112 | 90 | 240 | 235 | 475 |
| | 003/002 | 90 | 92 | 158 | 193 | 351 |
| | 004/002 | 154 | 131 | 271 | 263 | 534 |
| | 005/002 | 112 | 104 | 193 | 213 | 406 |
| | 006/003 | 89 | 76 | 169 | 159 | 327 |
| | 007/003 | 85 | 87 | 131 | 144 | 275 |
| | 008/003 | 98 | 69 | 136 | 131 | 269 |
| | 009/004 | 78 | 56 | 130 | 87 | 217 |
| | 010/004 | 107 | 87 | 177 | 172 | 349 |
| | 011/004 | 98 | 62 | 135 | 138 | 273 |
| | 012/004 | 94 | 87 | 148 | 145 | 293 |
| | 013/001 | 192 | 162 | 316 | 306 | 622 |
| | TOTAL | 1424 | 1214 | 2431 | 2384 | 4815 |

Lampiran 7. Lembar Persetujuan Responden

**LEMBAR INFORMASI PERSETUJUAN UNTUK BERPARTISIPASI
SEBAGAI RESPONDEN DALAM PENELITIAN**

Yang bertanda tangan di bawah ini:

1. Nama :
- Alamat :
- No. HP :
2. Peneliti : Anastasia Valentina Februesti
- Instansi : Sekolah Tinggi Ilmu Kesehatan Borneo Lestari
- Alamat : Jalan Kelapa Sawit 8 Bumi Berkat, Sei Besar, Banjarbaru

Sebagai pihak pertama dengan ini menyatakan sebagai berikut:

1. Saya menyatakan bersedia untuk menjadi responden dalam penelitian yang berjudul “Hubungan Pengetahuan dan Sikap Masyarakat Terhadap Ketersediaan Vaksinasi Covid-19 di Kelurahan Bangkal”.
2. Saya menyatakan bahwa peneliti telah memberikan penjelasan dan jaminan kerahasiaan terkait dengan penelitian ini dan ketentuan-ketentuan dalam partisipasi sebagai responden.

Demikian pernyataan ini dibuat dalam keadaan sadar-sadarnya tanpa ada paksaan dari pihak manapun dan tidak akan menuntut.

Bangkal,

2022

Responden

Peneliti

(.....)

A.N. Peneliti

Lampiran 8. Karakteristik Demografi

| | |
|--|---|
| <p>Nama Panggilan *</p> <p>Jawaban Anda _____</p> <p>Apakah anda bersedia menjadi responden untuk ikut serta dalam penelitian? *</p> <p><input type="radio"/> Bersedia</p> <p><input type="radio"/> Tidak Bersedia</p> <p>Jenis Kelamin *</p> <p><input type="radio"/> Laki-laki</p> <p><input type="radio"/> Perempuan</p> | <p>Memiliki Penyakit Kronis (Jantung Koroner, Diabetes, Hipertensi, dll) *</p> <p><input type="radio"/> Ya</p> <p><input type="radio"/> Tidak</p> <p>Telah Terinfeksi Covid-19 *</p> <p><input type="radio"/> Ya</p> <p><input type="radio"/> Tidak</p> |
| <p>Usia *</p> <p><input type="radio"/> 18-25 tahun</p> <p><input type="radio"/> 26-35 tahun</p> <p><input type="radio"/> 36-45 tahun</p> <p><input type="radio"/> 46-55 tahun</p> <p><input type="radio"/> 56-65 tahun</p> <p>Pendidikan Terakhir *</p> <p><input type="radio"/> SD/Sederajat</p> <p><input type="radio"/> SMP/Sederajat</p> <p><input type="radio"/> SMA/Sederajat</p> <p><input type="radio"/> Diploma/Sarjana/Pasca Sarjana</p> | <p>Anggota keluarga atau teman telah terinfeksi Covid-19</p> <p><input type="radio"/> Ya</p> <p><input type="radio"/> Tidak</p> <p>Sumber pengetahuan tentang vaksin Covid-19 *</p> <p><input type="radio"/> Keluarga/teman</p> <p><input type="radio"/> Media Sosial</p> <p><input type="radio"/> TV</p> <p><input type="radio"/> Yang lain: _____</p> |
| <p>Pekerjaan *</p> <p><input type="radio"/> Ibu Rumah Tangga</p> <p><input type="radio"/> Pelajar/Mahasiswa</p> <p><input type="radio"/> Pensiun</p> <p><input type="radio"/> Wiraswasta</p> <p><input type="radio"/> PNS</p> <p><input type="radio"/> Pegawai Swasta</p> <p><input type="radio"/> Yang lain: _____</p> <p>Kategori Pendapatan *</p> <p><input type="radio"/> < 2,877.448 (UMP Kalimantan Selatan)</p> <p><input type="radio"/> > 2,877.448 (UMP Kalimantan Selatan)</p> | |

Lampiran 9. Kuesioner Pengetahuan Terhadap Vaksinasi Covid-19

| Pengetahuan tentang Vaksin Covid-19 | |
|--|--|
| <p>Vaksin Covid-19 merupakan produk biologis yang terdapat antigen. *</p> <p><input type="radio"/> Benar</p> <p><input type="radio"/> Salah</p> | <p>6. Vaksin Covid-19 aman untuk digunakan. *</p> <p><input type="radio"/> Benar</p> <p><input type="radio"/> Salah</p> |
| <p>2. Vaksin Covid-19 tidak dapat melindungi diri saya dari infeksi Covid-19. *</p> <p><input type="radio"/> Benar</p> <p><input type="radio"/> Salah</p> | <p>7. Lansia tidak boleh menerima vaksin Covid-19. *</p> <p><input type="radio"/> Benar</p> <p><input type="radio"/> Salah</p> |
| <p>3. Vaksinasi Covid-19 dapat melindungi orang lain yang tidak menerima vaksin. *</p> <p><input type="radio"/> Benar</p> <p><input type="radio"/> Salah</p> | |
| <p>4. Vaksin Covid-19 akan diberikan melalui suntikan. *</p> <p><input type="radio"/> Benar</p> <p><input type="radio"/> Salah</p> | |
| <p>5. Vaksin Covid-19 tidak memiliki efek samping. *</p> <p><input type="radio"/> Benar</p> <p><input type="radio"/> Salah</p> | |

Lampiran 10. Kuesioner Sikap Terhadap Vaksinasi Covid-19

Sikap tentang Vaksin Covid-19

Berilah tanda ceklis (✓) pada pilihan ini terhadap pernyataan dibawah:
Keterangan:
SS = Sangat Setuju
S = Setuju
TS = Tidak Setuju
STS = Sangat Tidak Setuju

1. Vaksin akan mencegah saya terkena Virus Corona. *

Sangat Setuju
 Setuju
 Tidak Setuju
 Sangat Tidak Setuju

2. Saya sangat ingin mendapatkan vaksin Covid-19. *

Sangat Setuju
 Setuju
 Tidak Setuju
 Sangat Tidak Setuju

3. Saya khawatir tentang efek samping yang buruk jika saya vaksin. *

Sangat Setuju
 Setuju
 Tidak Setuju
 Sangat Tidak Setuju

4. Saya khawatir tentang dengan vaksin dkembangkan terlalu cepat. *

Sangat Setuju
 Setuju
 Tidak setuju
 Sangat Tidak Setuju

5. Saya khawatir jika vaksin virus Corona tidak akan efektif. *

Sangat Setuju
 Setuju
 Tidak Setuju
 Sangat Tidak Setuju

6. Saya khawatir tentang efektivitas vaksin. *

Sangat Setuju
 Setuju
 Tidak Setuju
 Sangat Tidak Setuju

7. Saya akan menganjurkan teman untuk vaksin Covid-19. *

Sangat Setuju
 Setuju
 Tidak Setuju
 Sangat Tidak Setuju

8. Saya akan menganjurkan keluarga saya untuk vaksin Covid-19. *

Sangat Setuju
 Setuju
 Tidak Setuju
 Sangat Tidak Setuju

Lampiran 11. Kuesioner Kesiediaan Terhadap Vaksinasi Covid-19

Kesiediaan Terhadap Vaksinasi Covid

1. Saya bersedia untuk menerima vaksin Covid-19. *

Setuju

Ragu-Ragu

Tidak Setuju

2. Saya bersedia membeli vaksin jika biayanya tidak ditanggung oleh pemerintah. *

Setuju

Ragu-Ragu

Tidak Setuju

3. Saya bersedia menasehati keluarga dan teman untuk divaksinasi. *

Setuju

Ragu-Ragu

Tidak Setuju

Lampiran 12. Sosiodemografi Responden

| Karakteristik Responden | | | | | | | | | | |
|-------------------------|---------------|------|------------|------------|------------------|------------------|-------------------------------------|-------------------|--------|--------------------------|
| No | Jenis Kelamin | Usia | Pendidikan | Pendapatan | Riwayat Penyakit | Terinfeksi Covid | Keluarga dan Teman Terinfeksi Covid | Pekerjaan | Coding | Sumber Pengetahuan Covid |
| 1 | 2 | 2 | 1 | 1 | 2 | 2 | 1 | Ibu Rumah Tangga | 1 | 3 |
| 2 | 1 | 1 | 3 | 1 | 2 | 2 | 1 | Pelajar/Mahasiswa | 2 | 2 |
| 3 | 2 | 1 | 3 | 1 | 2 | 2 | 1 | Pelajar/Mahasiswa | 2 | 2 |
| 4 | 1 | 2 | 3 | 1 | 2 | 2 | 2 | Wiraswasta | 4 | 2 |
| 5 | 1 | 1 | 3 | 1 | 2 | 2 | 1 | Wiraswasta | 4 | 3 |
| 6 | 2 | 1 | 3 | 1 | 2 | 2 | 1 | Pelajar/Mahasiswa | 2 | 1 |
| 7 | 2 | 1 | 3 | 1 | 1 | 2 | 2 | Ibu Rumah Tangga | 1 | 3 |
| 8 | 2 | 3 | 3 | 2 | 1 | 2 | 2 | Ibu Rumah Tangga | 1 | 3 |
| 9 | 2 | 3 | 4 | 2 | 1 | 2 | 2 | Pegawai Swasta | 6 | 2 |
| 10 | 1 | 1 | 3 | 2 | 2 | 2 | 1 | Pelajar/Mahasiswa | 2 | 2 |
| 11 | 2 | 3 | 4 | 2 | 2 | 2 | 1 | Pegawai Swasta | 6 | 2 |
| 12 | 1 | 5 | 4 | 2 | 1 | 2 | 2 | Pensiun | 3 | 1 |
| 13 | 2 | 2 | 3 | 2 | 2 | 1 | 1 | Ibu Rumah Tangga | 1 | 2 |
| 14 | 2 | 1 | 4 | 2 | 1 | 2 | 2 | PNS | 5 | 1 |
| 15 | 1 | 2 | 3 | 1 | 2 | 1 | 2 | Pedagang | 4 | 2 |
| 16 | 2 | 3 | 2 | 1 | 1 | 2 | 1 | Ibu Rumah Tangga | 1 | 3 |
| 17 | 1 | 1 | 3 | 2 | 2 | 2 | 2 | Pelajar/Mahasiswa | 2 | 2 |
| 18 | 2 | 2 | 1 | 1 | 2 | 2 | 1 | Ibu Rumah Tangga | 1 | 3 |
| 19 | 2 | 1 | 1 | 1 | 1 | 2 | 2 | Ibu Rumah Tangga | 1 | 2 |

| Karakteristik Responden | | | | | | | | | | |
|--------------------------------|----------------------|-------------|-------------------|-------------------|-------------------------|-------------------------|--|-------------------|---------------|---------------------------------|
| No | Jenis Kelamin | Usia | Pendidikan | Pendapatan | Riwayat Penyakit | Terinfeksi Covid | Keluarga dan Teman Terinfeksi Covid | Pekerjaan | Coding | Sumber Pengetahuan Covid |
| 20 | 2 | 2 | 2 | 1 | 1 | 2 | 1 | Ibu Rumah Tangga | 1 | 1 |
| 21 | 1 | 2 | 4 | 2 | 2 | 2 | 1 | Pegawai Swasta | 6 | 2 |
| 22 | 1 | 3 | 3 | 1 | 2 | 1 | 1 | Wiraswasta | 4 | 4 |
| 23 | 2 | 1 | 1 | 1 | 1 | 2 | 1 | Ibu Rumah Tangga | 1 | 3 |
| 24 | 1 | 2 | 4 | 2 | 2 | 2 | 1 | Pegawai Swasta | 6 | 2 |
| 25 | 1 | 4 | 4 | 1 | 1 | 2 | 1 | Wiraswasta | 4 | 1 |
| 26 | 1 | 1 | 3 | 2 | 1 | 2 | 1 | Pelajar/Mahasiswa | 2 | 2 |
| 27 | 2 | 3 | 3 | 2 | 1 | 2 | 2 | Ibu Rumah Tangga | 1 | 3 |
| 28 | 2 | 2 | 3 | 1 | 1 | 2 | 2 | Wiraswasta | 4 | 3 |
| 29 | 2 | 2 | 2 | 2 | 1 | 1 | 1 | Ibu Rumah Tangga | 1 | 2 |
| 30 | 2 | 3 | 1 | 1 | 1 | 2 | 2 | Ibu Rumah Tangga | 1 | 2 |
| 31 | 1 | 1 | 3 | 2 | 2 | 2 | 2 | Wiraswasta | 4 | 1 |
| 32 | 2 | 4 | 1 | 1 | 1 | 2 | 1 | Wiraswasta | 4 | 3 |
| 33 | 1 | 4 | 3 | 2 | 2 | 2 | 2 | Pegawai Swasta | 6 | 2 |
| 34 | 2 | 3 | 2 | 1 | 1 | 2 | 1 | Ibu Rumah Tangga | 1 | 2 |
| 35 | 1 | 1 | 3 | 2 | 2 | 2 | 2 | Pegawai Swasta | 6 | 2 |
| 36 | 2 | 2 | 1 | 1 | 1 | 2 | 1 | Ibu Rumah Tangga | 1 | 3 |
| 37 | 2 | 2 | 1 | 1 | 1 | 2 | 1 | Pegawai Swasta | 6 | 2 |
| 38 | 1 | 3 | 3 | 1 | 1 | 2 | 2 | Wiraswasta | 4 | 3 |
| 39 | 2 | 2 | 1 | 1 | 1 | 2 | 1 | Ibu Rumah Tangga | 1 | 2 |

| Karakteristik Responden | | | | | | | | | | |
|--------------------------------|----------------------|-------------|-------------------|-------------------|-------------------------|-------------------------|--|------------------|---------------|---------------------------------|
| No | Jenis Kelamin | Usia | Pendidikan | Pendapatan | Riwayat Penyakit | Terinfeksi Covid | Keluarga dan Teman Terinfeksi Covid | Pekerjaan | Coding | Sumber Pengetahuan Covid |
| 40 | 2 | 3 | 3 | 1 | 1 | 2 | 1 | Ibu Rumah Tangga | 1 | 2 |
| 41 | 1 | 4 | 3 | 1 | 1 | 2 | 2 | Buruh | 6 | 3 |
| 42 | 1 | 3 | 1 | 1 | 1 | 2 | 2 | Petani | 7 | 3 |
| 43 | 1 | 3 | 2 | 1 | 1 | 2 | 1 | Wiraswasta | 4 | 2 |
| 44 | 2 | 3 | 1 | 1 | 1 | 2 | 1 | Ibu Rumah Tangga | 1 | 3 |
| 45 | 2 | 2 | 1 | 1 | 1 | 2 | 1 | Ibu Rumah Tangga | 1 | 2 |
| 46 | 2 | 4 | 3 | 1 | 2 | 2 | 1 | Ibu Rumah Tangga | 1 | 1 |
| 47 | 2 | 3 | 1 | 1 | 2 | 2 | 2 | Ibu Rumah Tangga | 1 | 3 |
| 48 | 1 | 3 | 2 | 1 | 1 | 2 | 1 | Wiraswasta | 4 | 3 |
| 49 | 2 | 3 | 1 | 1 | 1 | 2 | 2 | Ibu Rumah Tangga | 1 | 3 |
| 50 | 1 | 2 | 2 | 1 | 2 | 2 | 2 | Wiraswasta | 4 | 1 |
| 51 | 1 | 3 | 2 | 1 | 1 | 2 | 2 | Wiraswasta | 4 | 3 |
| 52 | 1 | 1 | 3 | 1 | 2 | 2 | 2 | Wiraswasta | 4 | 2 |
| 53 | 2 | 2 | 4 | 2 | 2 | 2 | 2 | Pegawai Swasta | 6 | 2 |
| 54 | 2 | 4 | 1 | 1 | 1 | 2 | 2 | Ibu Rumah Tangga | 1 | 3 |
| 55 | 1 | 2 | 4 | 2 | 2 | 2 | 2 | Pegawai Swasta | 6 | 2 |
| 56 | 2 | 2 | 2 | 1 | 2 | 2 | 2 | Ibu Rumah Tangga | 1 | 3 |
| 57 | 1 | 3 | 4 | 2 | 1 | 2 | 2 | Wiraswasta | 4 | 2 |
| 58 | 2 | 2 | 3 | 1 | 2 | 2 | 2 | Ibu Rumah Tangga | 1 | 2 |
| 59 | 1 | 4 | 3 | 1 | 1 | 2 | 2 | Wiraswasta | 4 | 3 |

| Karakteristik Responden | | | | | | | | | | |
|--------------------------------|----------------------|-------------|-------------------|-------------------|-------------------------|-------------------------|--|-------------------|---------------|---------------------------------|
| No | Jenis Kelamin | Usia | Pendidikan | Pendapatan | Riwayat Penyakit | Terinfeksi Covid | Keluarga dan Teman Terinfeksi Covid | Pekerjaan | Coding | Sumber Pengetahuan Covid |
| 60 | 2 | 2 | 1 | 1 | 2 | 2 | 1 | Ibu Rumah Tangga | 1 | 3 |
| 61 | 1 | 2 | 4 | 2 | 1 | 1 | 1 | Pegawai Swasta | 6 | 2 |
| 62 | 2 | 5 | 4 | 2 | 1 | 1 | 1 | Pensiun | 3 | 3 |
| 63 | 2 | 3 | 4 | 2 | 1 | 2 | 1 | PNS | 5 | 2 |
| 64 | 1 | 2 | 4 | 2 | 2 | 2 | 1 | Pegawai Swasta | 6 | 2 |
| 65 | 2 | 3 | 3 | 2 | 2 | 2 | 2 | Wiraswasta | 4 | 1 |
| 66 | 2 | 3 | 2 | 2 | 2 | 1 | 1 | Wiraswasta | 4 | 1 |
| 67 | 1 | 1 | 4 | 1 | 2 | 2 | 2 | Pelajar/Mahasiswa | 2 | 2 |
| 68 | 1 | 1 | 3 | 1 | 2 | 1 | 1 | Pelajar/Mahasiswa | 2 | 2 |
| 69 | 1 | 1 | 3 | 1 | 2 | 2 | 2 | Pelajar/Mahasiswa | 2 | 2 |
| 70 | 2 | 1 | 3 | 1 | 2 | 1 | 1 | Pelajar/Mahasiswa | 2 | 2 |
| 71 | 2 | 2 | 1 | 1 | 2 | 1 | 1 | Ibu Rumah Tangga | 1 | 1 |
| 72 | 1 | 1 | 2 | 2 | 2 | 1 | 1 | Wiraswasta | 4 | 2 |
| 73 | 2 | 2 | 4 | 2 | 2 | 2 | 2 | PNS | 5 | 3 |
| 74 | 1 | 2 | 4 | 2 | 2 | 2 | 2 | Pegawai Swasta | 6 | 2 |
| 75 | 1 | 3 | 4 | 2 | 1 | 1 | 1 | PNS | 5 | 3 |
| 76 | 2 | 4 | 1 | 1 | 1 | 2 | 2 | Ibu Rumah Tangga | 1 | 3 |
| 77 | 2 | 5 | 1 | 1 | 1 | 2 | 2 | Ibu Rumah Tangga | 1 | 3 |
| 78 | 2 | 3 | 2 | 1 | 1 | 2 | 2 | Ibu Rumah Tangga | 1 | 3 |
| 79 | 1 | 4 | 4 | 2 | 1 | 2 | 2 | Wiraswasta | 4 | 2 |

| Karakteristik Responden | | | | | | | | | | |
|--------------------------------|----------------------|-------------|-------------------|-------------------|-------------------------|-------------------------|--|-------------------|---------------|---------------------------------|
| No | Jenis Kelamin | Usia | Pendidikan | Pendapatan | Riwayat Penyakit | Terinfeksi Covid | Keluarga dan Teman Terinfeksi Covid | Pekerjaan | Coding | Sumber Pengetahuan Covid |
| 80 | 2 | 3 | 2 | 1 | 1 | 2 | 2 | Ibu Rumah Tangga | 1 | 2 |
| 81 | 2 | 4 | 3 | 1 | 1 | 2 | 2 | Ibu Rumah Tangga | 1 | 3 |
| 82 | 1 | 4 | 3 | 1 | 1 | 2 | 2 | Petani | 7 | 2 |
| 83 | 2 | 3 | 1 | 1 | 2 | 2 | 2 | Ibu Rumah Tangga | 1 | 3 |
| 84 | 2 | 2 | 2 | 1 | 2 | 2 | 2 | Ibu Rumah Tangga | 1 | 2 |
| 85 | 1 | 3 | 2 | 1 | 1 | 2 | 2 | Petani | 7 | 3 |
| 86 | 2 | 3 | 4 | 2 | 1 | 2 | 2 | Pegawai Swasta | 6 | 2 |
| 87 | 2 | 3 | 1 | 2 | 1 | 2 | 2 | Pedagang | 4 | 2 |
| 88 | 2 | 4 | 1 | 1 | 2 | 2 | 2 | Ibu Rumah Tangga | 1 | 3 |
| 89 | 2 | 4 | 3 | 2 | 2 | 2 | 2 | Pedagang | 4 | 3 |
| 90 | 2 | 3 | 1 | 1 | 1 | 2 | 2 | Ibu Rumah Tangga | 1 | 3 |
| 91 | 1 | 4 | 4 | 1 | 1 | 2 | 2 | Pensiun | 3 | 3 |
| 92 | 1 | 3 | 2 | 1 | 2 | 2 | 2 | Wiraswasta | 4 | 3 |
| 93 | 2 | 3 | 2 | 1 | 1 | 2 | 2 | Wiraswasta | 4 | 3 |
| 94 | 2 | 3 | 2 | 1 | 1 | 2 | 2 | Ibu Rumah Tangga | 1 | 3 |
| 95 | 1 | 3 | 3 | 1 | 1 | 2 | 2 | Wiraswasta | 4 | 3 |
| 96 | 1 | 3 | 3 | 1 | 2 | 1 | 2 | Pegawai Swasta | 6 | 3 |
| 97 | 2 | 2 | 1 | 1 | 2 | 2 | 2 | Pedagang | 4 | 2 |
| 98 | 1 | 3 | 2 | 1 | 1 | 2 | 2 | Wiraswasta | 4 | 3 |
| 99 | 2 | 2 | 1 | 1 | 2 | 2 | 2 | Pelajar/Mahasiswa | 2 | 3 |

| Karakteristik Responden | | | | | | | | | | |
|--------------------------------|----------------------|-------------|-------------------|-------------------|-------------------------|-------------------------|--|-------------------|---------------|---------------------------------|
| No | Jenis Kelamin | Usia | Pendidikan | Pendapatan | Riwayat Penyakit | Terinfeksi Covid | Keluarga dan Teman Terinfeksi Covid | Pekerjaan | Coding | Sumber Pengetahuan Covid |
| 100 | 2 | 2 | 3 | 1 | 1 | 2 | 2 | Pedagang | 4 | 3 |
| 101 | 2 | 4 | 2 | 1 | 1 | 2 | 1 | Pegawai Swasta | 6 | 3 |
| 102 | 2 | 2 | 1 | 1 | 2 | 2 | 2 | Ibu Rumah Tangga | 1 | 3 |
| 103 | 2 | 4 | 3 | 2 | 1 | 2 | 2 | Wiraswasta | 4 | 3 |
| 104 | 2 | 3 | 1 | 1 | 1 | 2 | 2 | Ibu Rumah Tangga | 1 | 3 |
| 105 | 1 | 4 | 3 | 2 | 1 | 2 | 1 | Wiraswasta | 4 | 3 |
| 106 | 1 | 4 | 3 | 1 | 1 | 2 | 2 | Wiraswasta | 4 | 3 |
| 107 | 2 | 3 | 1 | 1 | 1 | 2 | 2 | Ibu Rumah Tangga | 1 | 2 |
| 108 | 1 | 3 | 3 | 1 | 1 | 2 | 2 | Wiraswasta | 4 | 2 |
| 109 | 1 | 3 | 3 | 1 | 1 | 2 | 2 | Pedagang | 4 | 2 |
| 110 | 1 | 1 | 3 | 1 | 2 | 2 | 2 | Pelajar/Mahasiswa | 2 | 2 |
| 111 | 2 | 3 | 2 | 1 | 1 | 2 | 2 | Ibu Rumah Tangga | 1 | 3 |

| Karakteristik Responden | | | | | | | | | | |
|--------------------------------|----------------------|-------------|-------------------|-------------------|-------------------------|-------------------------|--|------------------|---------------|---------------------------------|
| No | Jenis Kelamin | Usia | Pendidikan | Pendapatan | Riwayat Penyakit | Terinfeksi Covid | Keluarga dan Teman Terinfeksi Covid | Pekerjaan | Coding | Sumber Pengetahuan Covid |
| 112 | 2 | 3 | 3 | 2 | 1 | 2 | 2 | Pedagang | 4 | 3 |
| 113 | 1 | 2 | 4 | 1 | 2 | 2 | 2 | Wiraswasta | 4 | 3 |
| 114 | 1 | 3 | 3 | 1 | 1 | 2 | 2 | Wiraswasta | 4 | 3 |
| 115 | 1 | 5 | 3 | 1 | 1 | 2 | 1 | Pensiun | 3 | 1 |
| 116 | 1 | 2 | 3 | 2 | 1 | 2 | 2 | Pedagang | 4 | 3 |
| 117 | 2 | 3 | 1 | 1 | 2 | 1 | 2 | Ibu Rumah Tangga | 1 | 3 |
| 118 | 1 | 3 | 4 | 1 | 1 | 2 | 2 | Wiraswasta | 4 | 3 |
| 119 | 1 | 2 | 3 | 1 | 2 | 2 | 2 | Pedagang | 4 | 3 |
| 120 | 1 | 4 | 3 | 1 | 2 | 2 | 2 | Petani | 7 | 3 |
| 121 | 1 | 2 | 3 | 1 | 2 | 2 | 2 | Pegawai Swasta | 6 | 3 |
| 122 | 1 | 3 | 4 | 2 | 1 | 2 | 2 | Pegawai Swasta | 6 | 3 |
| 123 | 2 | 2 | 3 | 1 | 2 | 2 | 2 | Ibu Rumah Tangga | 1 | 2 |

| Karakteristik Responden | | | | | | | | | | |
|--------------------------------|----------------------|-------------|-------------------|-------------------|-------------------------|-------------------------|--|-------------------|---------------|---------------------------------|
| No | Jenis Kelamin | Usia | Pendidikan | Pendapatan | Riwayat Penyakit | Terinfeksi Covid | Keluarga dan Teman Terinfeksi Covid | Pekerjaan | Coding | Sumber Pengetahuan Covid |
| 124 | 1 | 1 | 3 | 1 | 2 | 2 | 2 | Pelajar/Mahasiswa | 2 | 2 |
| 125 | 1 | 2 | 1 | 1 | 2 | 2 | 2 | Wiraswasta | 4 | 3 |
| 126 | 1 | 2 | 3 | 1 | 1 | 2 | 2 | Pedagang | 4 | 2 |
| 127 | 1 | 3 | 3 | 1 | 2 | 2 | 2 | Wiraswasta | 4 | 3 |
| 128 | 1 | 3 | 3 | 2 | 2 | 2 | 2 | Pegawai Swasta | 6 | 3 |
| 129 | 1 | 2 | 3 | 1 | 1 | 2 | 2 | Pedagang | 4 | 2 |
| 130 | 1 | 3 | 3 | 2 | 1 | 2 | 2 | Pegawai Swasta | 6 | 2 |
| 131 | 1 | 1 | 3 | 1 | 2 | 2 | 2 | Wiraswasta | 4 | 2 |
| 132 | 1 | 1 | 3 | 1 | 2 | 2 | 2 | Wiraswasta | 4 | 2 |
| 133 | 1 | 3 | 3 | 1 | 2 | 2 | 2 | Wiraswasta | 4 | 3 |
| 134 | 1 | 4 | 1 | 2 | 1 | 2 | 2 | Wiraswasta | 4 | 3 |
| 135 | 1 | 3 | 4 | 1 | 1 | 2 | 1 | Wiraswasta | 4 | 2 |

| Karakteristik Responden | | | | | | | | | | |
|--------------------------------|----------------------|-------------|-------------------|-------------------|-------------------------|-------------------------|--|-------------------|---------------|---------------------------------|
| No | Jenis Kelamin | Usia | Pendidikan | Pendapatan | Riwayat Penyakit | Terinfeksi Covid | Keluarga dan Teman Terinfeksi Covid | Pekerjaan | Coding | Sumber Pengetahuan Covid |
| 136 | 1 | 4 | 3 | 1 | 1 | 2 | 2 | Wiraswasta | 4 | 2 |
| 137 | 1 | 3 | 4 | 1 | 1 | 2 | 1 | Wiraswasta | 4 | 2 |
| 138 | 2 | 1 | 2 | 1 | 2 | 2 | 2 | Pelajar/Mahasiswa | 2 | 2 |
| 139 | 2 | 4 | 2 | 1 | 1 | 2 | 2 | Ibu Rumah Tangga | 1 | 3 |
| 140 | 2 | 3 | 3 | 1 | 2 | 2 | 1 | Ibu Rumah Tangga | 1 | 3 |
| 141 | 2 | 3 | 3 | 1 | 1 | 2 | 2 | Ibu Rumah Tangga | 1 | 3 |
| 142 | 1 | 3 | 3 | 1 | 1 | 2 | 1 | Wiraswasta | 4 | 2 |
| 143 | 2 | 2 | 1 | 1 | 2 | 2 | 2 | Ibu Rumah Tangga | 1 | 3 |
| 144 | 1 | 3 | 3 | 2 | 1 | 2 | 2 | Pegawai Swasta | 6 | 3 |
| 145 | 1 | 4 | 3 | 2 | 1 | 2 | 2 | Wiraswasta | 4 | 2 |
| 146 | 2 | 4 | 3 | 1 | 1 | 1 | 2 | Ibu Rumah Tangga | 1 | 3 |
| 147 | 1 | 3 | 4 | 1 | 2 | 2 | 2 | Wiraswasta | 4 | 2 |

| Karakteristik Responden | | | | | | | | | | |
|--------------------------------|----------------------|-------------|-------------------|-------------------|-------------------------|-------------------------|--|------------------|---------------|---------------------------------|
| No | Jenis Kelamin | Usia | Pendidikan | Pendapatan | Riwayat Penyakit | Terinfeksi Covid | Keluarga dan Teman Terinfeksi Covid | Pekerjaan | Coding | Sumber Pengetahuan Covid |
| 148 | 2 | 2 | 1 | 1 | 2 | 2 | 2 | Ibu Rumah Tangga | 1 | 3 |
| 149 | 2 | 3 | 2 | 1 | 2 | 1 | 1 | Ibu Rumah Tangga | 1 | 3 |
| 150 | 2 | 3 | 1 | 1 | 1 | 2 | 2 | Ibu Rumah Tangga | 1 | 2 |
| 151 | 2 | 2 | 2 | 1 | 2 | 2 | 2 | Ibu Rumah Tangga | 1 | 3 |
| 152 | 1 | 4 | 3 | 2 | 2 | 1 | 1 | Wiraswasta | 4 | 3 |
| 153 | 2 | 3 | 1 | 1 | 1 | 2 | 2 | Ibu Rumah Tangga | 1 | 3 |
| 154 | 2 | 3 | 3 | 2 | 1 | 2 | 2 | Wiraswasta | 4 | 3 |
| 155 | 2 | 2 | 2 | 1 | 1 | 2 | 2 | Ibu Rumah Tangga | 1 | 2 |
| 156 | 2 | 4 | 2 | 1 | 1 | 2 | 2 | Ibu Rumah Tangga | 1 | 3 |
| 157 | 1 | 3 | 4 | 1 | 1 | 2 | 2 | Wiraswasta | 4 | 3 |
| 158 | 1 | 3 | 2 | 1 | 2 | 2 | 2 | Pedagang | 4 | 3 |
| 159 | 2 | 2 | 1 | 1 | 2 | 2 | 2 | Ibu Rumah Tangga | 1 | 3 |

| Karakteristik Responden | | | | | | | | | | |
|--------------------------------|----------------------|-------------|-------------------|-------------------|-------------------------|-------------------------|--|------------------|---------------|---------------------------------|
| No | Jenis Kelamin | Usia | Pendidikan | Pendapatan | Riwayat Penyakit | Terinfeksi Covid | Keluarga dan Teman Terinfeksi Covid | Pekerjaan | Coding | Sumber Pengetahuan Covid |
| 160 | 1 | 3 | 3 | 1 | 1 | 2 | 2 | Wiraswasta | 4 | 2 |
| 161 | 2 | 2 | 1 | 1 | 1 | 2 | 2 | Ibu Rumah Tangga | 1 | 2 |
| 162 | 1 | 3 | 3 | 1 | 1 | 2 | 2 | Pedagang | 4 | 2 |
| 163 | 1 | 3 | 3 | 1 | 2 | 2 | 2 | Wiraswasta | 4 | 3 |
| 164 | 2 | 3 | 3 | 2 | 1 | 2 | 2 | Pegawai Swasta | 6 | 3 |
| 165 | 1 | 3 | 3 | 1 | 2 | 2 | 2 | Wiraswasta | 4 | 3 |
| 166 | 2 | 2 | 1 | 1 | 2 | 2 | 2 | Ibu Rumah Tangga | 1 | 2 |
| 167 | 2 | 3 | 1 | 1 | 2 | 2 | 2 | Ibu Rumah Tangga | 1 | 2 |
| 168 | 1 | 2 | 1 | 1 | 2 | 2 | 1 | Ibu Rumah Tangga | 1 | 3 |
| 169 | 1 | 2 | 1 | 1 | 2 | 2 | 2 | Wiraswasta | 4 | 3 |
| 170 | 1 | 3 | 3 | 1 | 2 | 2 | 2 | Wiraswasta | 4 | 2 |
| 171 | 2 | 2 | 3 | 1 | 1 | 2 | 2 | Ibu Rumah Tangga | 1 | 2 |

| Karakteristik Responden | | | | | | | | | | |
|--------------------------------|----------------------|-------------|-------------------|-------------------|-------------------------|-------------------------|--|------------------|---------------|---------------------------------|
| No | Jenis Kelamin | Usia | Pendidikan | Pendapatan | Riwayat Penyakit | Terinfeksi Covid | Keluarga dan Teman Terinfeksi Covid | Pekerjaan | Coding | Sumber Pengetahuan Covid |
| 172 | 2 | 3 | 3 | 1 | 2 | 2 | 2 | Ibu Rumah Tangga | 1 | 3 |
| 173 | 2 | 3 | 2 | 1 | 1 | 2 | 2 | Ibu Rumah Tangga | 1 | 3 |
| 174 | 2 | 3 | 1 | 1 | 1 | 2 | 2 | Ibu Rumah Tangga | 1 | 2 |
| 175 | 1 | 3 | 1 | 1 | 2 | 2 | 2 | Ibu Rumah Tangga | 1 | 2 |
| 176 | 2 | 2 | 1 | 1 | 2 | 2 | 2 | Ibu Rumah Tangga | 1 | 2 |
| 177 | 1 | 3 | 3 | 2 | 1 | 2 | 2 | Wiraswasta | 4 | 3 |
| 178 | 2 | 4 | 1 | 1 | 1 | 2 | 2 | Ibu Rumah Tangga | 1 | 2 |
| 179 | 2 | 2 | 1 | 1 | 2 | 2 | 2 | Ibu Rumah Tangga | 1 | 3 |
| 180 | 2 | 2 | 1 | 1 | 2 | 2 | 2 | Ibu Rumah Tangga | 1 | 2 |
| 181 | 2 | 2 | 1 | 1 | 2 | 2 | 2 | Ibu Rumah Tangga | 1 | 3 |
| 182 | 1 | 2 | 1 | 1 | 2 | 2 | 2 | Wiraswasta | 4 | 2 |
| 183 | 1 | 3 | 3 | 2 | 1 | 2 | 2 | Pegawai Swasta | 6 | 2 |

| Karakteristik Responden | | | | | | | | | | |
|--------------------------------|----------------------|-------------|-------------------|-------------------|-------------------------|-------------------------|--|------------------|---------------|---------------------------------|
| No | Jenis Kelamin | Usia | Pendidikan | Pendapatan | Riwayat Penyakit | Terinfeksi Covid | Keluarga dan Teman Terinfeksi Covid | Pekerjaan | Coding | Sumber Pengetahuan Covid |
| 184 | 1 | 2 | 1 | 1 | 2 | 2 | 2 | Pedagang | 4 | 3 |
| 185 | 2 | 2 | 1 | 1 | 2 | 2 | 2 | Ibu Rumah Tangga | 1 | 3 |
| 186 | 1 | 3 | 2 | 1 | 1 | 2 | 2 | Wiraswasta | 4 | 3 |
| 187 | 2 | 3 | 1 | 1 | 2 | 2 | 2 | Ibu Rumah Tangga | 1 | 2 |
| 188 | 1 | 2 | 1 | 1 | 2 | 1 | 1 | Wiraswasta | 4 | 3 |
| 189 | 1 | 1 | 4 | 1 | 2 | 2 | 2 | Wiraswasta | 4 | 2 |
| 190 | 1 | 2 | 1 | 1 | 2 | 2 | 1 | Wiraswasta | 4 | 3 |
| 191 | 1 | 3 | 3 | 2 | 1 | 2 | 1 | Wiraswasta | 4 | 3 |
| 192 | 2 | 3 | 1 | 1 | 2 | 2 | 1 | Ibu Rumah Tangga | 1 | 3 |
| 193 | 2 | 2 | 1 | 1 | 2 | 2 | 2 | Ibu Rumah Tangga | 1 | 3 |
| 194 | 1 | 2 | 3 | 1 | 1 | 2 | 2 | Wiraswasta | 4 | 3 |
| 195 | 1 | 2 | 3 | 1 | 2 | 2 | 2 | Wiraswasta | 4 | 3 |

| Karakteristik Responden | | | | | | | | | | |
|--------------------------------|----------------------|-------------|-------------------|-------------------|-------------------------|-------------------------|--|-------------------|---------------|---------------------------------|
| No | Jenis Kelamin | Usia | Pendidikan | Pendapatan | Riwayat Penyakit | Terinfeksi Covid | Keluarga dan Teman Terinfeksi Covid | Pekerjaan | Coding | Sumber Pengetahuan Covid |
| 196 | 2 | 1 | 1 | 1 | 2 | 2 | 2 | Ibu Rumah Tangga | 1 | 2 |
| 197 | 2 | 3 | 3 | 1 | 2 | 2 | 2 | Ibu Rumah Tangga | 1 | 2 |
| 198 | 2 | 3 | 1 | 1 | 2 | 2 | 2 | Ibu Rumah Tangga | 1 | 3 |
| 199 | 1 | 1 | 1 | 1 | 2 | 2 | 2 | Wiraswasta | 4 | 3 |
| 200 | 2 | 3 | 3 | 2 | 1 | 2 | 2 | Wiraswasta | 4 | 2 |
| 201 | 1 | 3 | 3 | 1 | 1 | 1 | 1 | Wiraswasta | 4 | 1 |
| 202 | 1 | 2 | 3 | 2 | 2 | 1 | 1 | Pegawai Swasta | 6 | 2 |
| 203 | 2 | 1 | 3 | 1 | 2 | 1 | 1 | Pelajar/Mahasiswa | 2 | 2 |
| 204 | 2 | 1 | 3 | 1 | 2 | 1 | 1 | Pelajar/Mahasiswa | 2 | 1 |
| 205 | 1 | 4 | 4 | 2 | 1 | 1 | 1 | Pegawai Swasta | 6 | 3 |
| 206 | 1 | 2 | 2 | 1 | 1 | 2 | 2 | Petani | 7 | 3 |
| 207 | 1 | 3 | 1 | 1 | 1 | 1 | 1 | Petani | 7 | 1 |

| Karakteristik Responden | | | | | | | | | | |
|--------------------------------|----------------------|-------------|-------------------|-------------------|-------------------------|-------------------------|--|------------------|---------------|---------------------------------|
| No | Jenis Kelamin | Usia | Pendidikan | Pendapatan | Riwayat Penyakit | Terinfeksi Covid | Keluarga dan Teman Terinfeksi Covid | Pekerjaan | Coding | Sumber Pengetahuan Covid |
| 208 | 2 | 3 | 3 | 1 | 2 | 2 | 2 | Petani | 7 | 1 |
| 209 | 1 | 2 | 3 | 1 | 2 | 2 | 2 | Buruh | 6 | 3 |
| 210 | 1 | 1 | 3 | 2 | 2 | 1 | 1 | Pegawai Swasta | 6 | 2 |
| 211 | 1 | 3 | 3 | 1 | 1 | 2 | 2 | Pedagang | 4 | 3 |
| 212 | 1 | 2 | 3 | 2 | 2 | 2 | 1 | Wiraswasta | 4 | 3 |
| 213 | 1 | 3 | 2 | 1 | 2 | 2 | 2 | Petani | 7 | 2 |
| 214 | 1 | 4 | 3 | 1 | 1 | 2 | 1 | Wiraswasta | 4 | 3 |
| 215 | 1 | 2 | 2 | 1 | 1 | 2 | 2 | Pedagang | 4 | 3 |
| 216 | 2 | 2 | 1 | 1 | 1 | 2 | 2 | Ibu Rumah Tangga | 1 | 2 |
| 217 | 2 | 2 | 2 | 1 | 2 | 2 | 2 | Ibu Rumah Tangga | 1 | 1 |
| 218 | 2 | 3 | 3 | 1 | 1 | 2 | 1 | Pedagang | 4 | 3 |
| 219 | 2 | 3 | 2 | 1 | 1 | 2 | 1 | Wiraswasta | 4 | 2 |

| Karakteristik Responden | | | | | | | | | | |
|--------------------------------|----------------------|-------------|-------------------|-------------------|-------------------------|-------------------------|--|------------------|---------------|---------------------------------|
| No | Jenis Kelamin | Usia | Pendidikan | Pendapatan | Riwayat Penyakit | Terinfeksi Covid | Keluarga dan Teman Terinfeksi Covid | Pekerjaan | Coding | Sumber Pengetahuan Covid |
| 220 | 2 | 2 | 1 | 1 | 2 | 2 | 2 | Ibu Rumah Tangga | 1 | 3 |
| 221 | 2 | 3 | 2 | 1 | 1 | 2 | 2 | Ibu Rumah Tangga | 1 | 3 |
| 222 | 2 | 2 | 3 | 1 | 2 | 2 | 2 | Ibu Rumah Tangga | 1 | 3 |
| 223 | 2 | 4 | 2 | 1 | 1 | 2 | 2 | Ibu Rumah Tangga | 1 | 3 |
| 224 | 2 | 3 | 2 | 1 | 1 | 2 | 2 | Ibu Rumah Tangga | 1 | 3 |
| 225 | 2 | 3 | 2 | 1 | 1 | 2 | 2 | Ibu Rumah Tangga | 1 | 2 |
| 226 | 2 | 3 | 3 | 1 | 1 | 2 | 2 | Ibu Rumah Tangga | 1 | 3 |
| 227 | 2 | 2 | 1 | 1 | 2 | 2 | 2 | Ibu Rumah Tangga | 1 | 2 |
| 228 | 2 | 2 | 2 | 1 | 2 | 2 | 2 | PNS | 5 | 2 |
| 229 | 2 | 2 | 1 | 1 | 2 | 2 | 2 | Ibu Rumah Tangga | 1 | 2 |
| 230 | 1 | 3 | 3 | 1 | 2 | 2 | 2 | Wiraswasta | 4 | 3 |
| 231 | 2 | 3 | 3 | 1 | 2 | 2 | 2 | Ibu Rumah Tangga | 1 | 3 |

| Karakteristik Responden | | | | | | | | | | |
|--------------------------------|----------------------|-------------|-------------------|-------------------|-------------------------|-------------------------|--|------------------|---------------|---------------------------------|
| No | Jenis Kelamin | Usia | Pendidikan | Pendapatan | Riwayat Penyakit | Terinfeksi Covid | Keluarga dan Teman Terinfeksi Covid | Pekerjaan | Coding | Sumber Pengetahuan Covid |
| 23 2 | 2 | 2 | 2 | 1 | 2 | 2 | 2 | Ibu Rumah Tangga | 1 | 3 |
| 23 3 | 2 | 2 | 1 | 1 | 2 | 2 | 2 | Pedagang | 4 | 3 |
| 23 4 | 2 | 4 | 1 | 1 | 2 | 2 | 2 | Ibu Rumah Tangga | 1 | 3 |
| 23 5 | 1 | 2 | 3 | 1 | 2 | 2 | 2 | Wiraswasta | 4 | 3 |
| 23 6 | 2 | 2 | 1 | 1 | 2 | 2 | 1 | Ibu Rumah Tangga | 1 | 3 |
| 23 7 | 2 | 4 | 1 | 1 | 1 | 2 | 2 | Ibu Rumah Tangga | 1 | 3 |
| 23 8 | 2 | 4 | 1 | 1 | 2 | 2 | 2 | Ibu Rumah Tangga | 1 | 3 |
| 23 9 | 2 | 2 | 3 | 1 | 2 | 2 | 2 | Pedagang | 4 | 3 |
| 24 0 | 2 | 3 | 1 | 1 | 1 | 2 | 2 | Ibu Rumah Tangga | 1 | 3 |
| 24 1 | 2 | 1 | 1 | 1 | 2 | 2 | 2 | Ibu Rumah Tangga | 1 | 3 |
| 24 2 | 2 | 2 | 1 | 1 | 2 | 2 | 2 | Ibu Rumah Tangga | 1 | 2 |
| 24 3 | 2 | 4 | 1 | 1 | 1 | 2 | 2 | Ibu Rumah Tangga | 1 | 3 |

| Karakteristik Responden | | | | | | | | | | |
|--------------------------------|----------------------|-------------|-------------------|-------------------|-------------------------|-------------------------|--|------------------|---------------|---------------------------------|
| No | Jenis Kelamin | Usia | Pendidikan | Pendapatan | Riwayat Penyakit | Terinfeksi Covid | Keluarga dan Teman Terinfeksi Covid | Pekerjaan | Coding | Sumber Pengetahuan Covid |
| 244 | 2 | 4 | 1 | 1 | 1 | 2 | 2 | Ibu Rumah Tangga | 1 | 3 |
| 245 | 2 | 3 | 1 | 1 | 2 | 2 | 2 | Ibu Rumah Tangga | 1 | 3 |
| 246 | 2 | 2 | 1 | 1 | 2 | 2 | 1 | Ibu Rumah Tangga | 1 | 2 |
| 247 | 2 | 2 | 2 | 1 | 2 | 2 | 2 | Ibu Rumah Tangga | 1 | 3 |
| 248 | 2 | 4 | 1 | 1 | 1 | 2 | 2 | Ibu Rumah Tangga | 1 | 3 |
| 249 | 2 | 2 | 2 | 1 | 2 | 2 | 2 | Ibu Rumah Tangga | 1 | 2 |
| 250 | 2 | 3 | 1 | 1 | 1 | 2 | 2 | Ibu Rumah Tangga | 1 | 3 |
| 251 | 2 | 3 | 1 | 1 | 2 | 2 | 2 | Ibu Rumah Tangga | 1 | 3 |
| 252 | 2 | 2 | 1 | 1 | 2 | 2 | 2 | Ibu Rumah Tangga | 1 | 3 |
| 253 | 2 | 3 | 2 | 1 | 2 | 2 | 2 | Ibu Rumah Tangga | 1 | 3 |
| 254 | 2 | 2 | 1 | 1 | 2 | 2 | 2 | Ibu Rumah Tangga | 1 | 2 |
| 255 | 2 | 1 | 1 | 1 | 2 | 2 | 2 | Ibu Rumah Tangga | 1 | 2 |

| Karakteristik Responden | | | | | | | | | | |
|--------------------------------|----------------------|-------------|-------------------|-------------------|-------------------------|-------------------------|--|------------------|---------------|---------------------------------|
| No | Jenis Kelamin | Usia | Pendidikan | Pendapatan | Riwayat Penyakit | Terinfeksi Covid | Keluarga dan Teman Terinfeksi Covid | Pekerjaan | Coding | Sumber Pengetahuan Covid |
| 256 | 2 | 2 | 2 | 1 | 2 | 2 | 2 | Pedagang | 4 | 2 |
| 257 | 2 | 3 | 2 | 1 | 2 | 2 | 2 | Pedagang | 4 | 3 |
| 258 | 2 | 3 | 2 | 1 | 2 | 2 | 2 | Wiraswasta | 4 | 3 |
| 259 | 2 | 2 | 1 | 1 | 2 | 2 | 2 | Ibu Rumah Tangga | 1 | 3 |
| 260 | 2 | 4 | 1 | 1 | 1 | 2 | 2 | Ibu Rumah Tangga | 1 | 3 |
| 261 | 1 | 3 | 1 | 1 | 1 | 2 | 2 | Petani | 7 | 3 |
| 262 | 2 | 4 | 2 | 1 | 1 | 2 | 1 | Ibu Rumah Tangga | 1 | 3 |
| 263 | 2 | 3 | 1 | 1 | 1 | 2 | 2 | Ibu Rumah Tangga | 1 | 3 |
| 264 | 2 | 4 | 2 | 1 | 1 | 2 | 1 | Ibu Rumah Tangga | 1 | 3 |
| 265 | 2 | 4 | 1 | 1 | 1 | 2 | 2 | Ibu Rumah Tangga | 1 | 3 |
| 266 | 2 | 4 | 1 | 1 | 1 | 2 | 2 | Ibu Rumah Tangga | 1 | 2 |
| 267 | 2 | 4 | 1 | 1 | 1 | 2 | 2 | Ibu Rumah Tangga | 1 | 3 |

| Karakteristik Responden | | | | | | | | | | |
|--------------------------------|----------------------|-------------|-------------------|-------------------|-------------------------|-------------------------|--|------------------|---------------|---------------------------------|
| No | Jenis Kelamin | Usia | Pendidikan | Pendapatan | Riwayat Penyakit | Terinfeksi Covid | Keluarga dan Teman Terinfeksi Covid | Pekerjaan | Coding | Sumber Pengetahuan Covid |
| 268 | 2 | 5 | 1 | 1 | 2 | 2 | 2 | Ibu Rumah Tangga | 1 | 3 |
| 269 | 2 | 3 | 2 | 1 | 2 | 2 | 2 | Ibu Rumah Tangga | 1 | 3 |
| 270 | 2 | 4 | 1 | 1 | 1 | 2 | 2 | Ibu Rumah Tangga | 1 | 3 |
| 271 | 2 | 3 | 1 | 1 | 2 | 2 | 2 | Ibu Rumah Tangga | 1 | 3 |
| 272 | 2 | 3 | 1 | 1 | 1 | 2 | 2 | Ibu Rumah Tangga | 1 | 2 |
| 273 | 2 | 4 | 1 | 1 | 1 | 2 | 2 | Ibu Rumah Tangga | 1 | 3 |
| 274 | 2 | 3 | 2 | 1 | 2 | 2 | 2 | Ibu Rumah Tangga | 1 | 3 |
| 275 | 2 | 4 | 3 | 1 | 1 | 2 | 2 | Ibu Rumah Tangga | 1 | 3 |
| 276 | 2 | 4 | 2 | 2 | 2 | 2 | 1 | Ibu Rumah Tangga | 1 | 3 |
| 277 | 2 | 3 | 1 | 1 | 2 | 2 | 2 | Ibu Rumah Tangga | 1 | 3 |
| 278 | 2 | 4 | 1 | 1 | 1 | 2 | 2 | Ibu Rumah Tangga | 1 | 3 |
| 279 | 2 | 4 | 1 | 1 | 1 | 2 | 2 | Ibu Rumah Tangga | 1 | 3 |

| Karakteristik Responden | | | | | | | | | | |
|--------------------------------|----------------------|-------------|-------------------|-------------------|-------------------------|-------------------------|--|------------------|---------------|---------------------------------|
| No | Jenis Kelamin | Usia | Pendidikan | Pendapatan | Riwayat Penyakit | Terinfeksi Covid | Keluarga dan Teman Terinfeksi Covid | Pekerjaan | Coding | Sumber Pengetahuan Covid |
| 280 | 2 | 3 | 2 | 1 | 2 | 2 | 2 | Ibu Rumah Tangga | 1 | 3 |
| 281 | 2 | 3 | 1 | 2 | 1 | 2 | 2 | Wiraswasta | 4 | 3 |
| 282 | 2 | 3 | 1 | 1 | 2 | 2 | 2 | Ibu Rumah Tangga | 1 | 3 |
| 283 | 2 | 3 | 1 | 1 | 2 | 2 | 2 | Ibu Rumah Tangga | 1 | 3 |
| 284 | 2 | 2 | 1 | 1 | 2 | 2 | 2 | Pedagang | 4 | 3 |
| 285 | 2 | 2 | 2 | 1 | 2 | 2 | 2 | Ibu Rumah Tangga | 1 | 3 |
| 286 | 2 | 4 | 1 | 1 | 1 | 2 | 2 | Ibu Rumah Tangga | 1 | 3 |
| 287 | 2 | 4 | 1 | 1 | 1 | 2 | 2 | Ibu Rumah Tangga | 1 | 3 |
| 288 | 2 | 4 | 1 | 1 | 1 | 2 | 2 | Ibu Rumah Tangga | 1 | 3 |
| 289 | 2 | 3 | 3 | 1 | 1 | 2 | 2 | Pedagang | 4 | 3 |
| 290 | 2 | 3 | 1 | 1 | 1 | 2 | 2 | Ibu Rumah Tangga | 1 | 3 |
| 291 | 2 | 2 | 2 | 1 | 2 | 2 | 2 | Pedagang | 4 | 2 |

| Karakteristik Responden | | | | | | | | | | |
|--------------------------------|----------------------|-------------|-------------------|-------------------|-------------------------|-------------------------|--|------------------|---------------|---------------------------------|
| No | Jenis Kelamin | Usia | Pendidikan | Pendapatan | Riwayat Penyakit | Terinfeksi Covid | Keluarga dan Teman Terinfeksi Covid | Pekerjaan | Coding | Sumber Pengetahuan Covid |
| 29 2 | 2 | 3 | 1 | 1 | 1 | 2 | 2 | Ibu Rumah Tangga | 1 | 3 |
| 29 3 | 2 | 4 | 1 | 1 | 1 | 2 | 2 | Ibu Rumah Tangga | 1 | 3 |
| 29 4 | 2 | 4 | 1 | 1 | 1 | 2 | 2 | Ibu Rumah Tangga | 1 | 3 |
| 29 5 | 2 | 3 | 1 | 1 | 2 | 2 | 2 | Ibu Rumah Tangga | 1 | 3 |
| 29 6 | 2 | 3 | 1 | 1 | 2 | 2 | 2 | Ibu Rumah Tangga | 1 | 2 |
| 29 7 | 2 | 3 | 1 | 1 | 2 | 2 | 2 | Ibu Rumah Tangga | 1 | 3 |
| 29 8 | 2 | 3 | 1 | 1 | 2 | 2 | 2 | Ibu Rumah Tangga | 1 | 3 |
| 29 9 | 2 | 4 | 1 | 1 | 1 | 2 | 2 | Ibu Rumah Tangga | 1 | 3 |
| 30 0 | 2 | 2 | 1 | 1 | 2 | 2 | 2 | Ibu Rumah Tangga | 1 | 3 |
| 30 1 | 2 | 4 | 2 | 1 | 1 | 2 | 2 | Pedagang | 4 | 3 |
| 30 2 | 2 | 3 | 1 | 1 | 2 | 2 | 2 | Ibu Rumah Tangga | 1 | 3 |
| 30 3 | 2 | 4 | 1 | 1 | 1 | 2 | 2 | Ibu Rumah Tangga | 1 | 3 |

| Karakteristik Responden | | | | | | | | | | |
|--------------------------------|----------------------|-------------|-------------------|-------------------|-------------------------|-------------------------|--|------------------|---------------|---------------------------------|
| No | Jenis Kelamin | Usia | Pendidikan | Pendapatan | Riwayat Penyakit | Terinfeksi Covid | Keluarga dan Teman Terinfeksi Covid | Pekerjaan | Coding | Sumber Pengetahuan Covid |
| 304 | 2 | 2 | 3 | 1 | 1 | 2 | 2 | Ibu Rumah Tangga | 1 | 3 |
| 305 | 2 | 3 | 2 | 1 | 2 | 2 | 2 | Ibu Rumah Tangga | 1 | 3 |
| 306 | 1 | 2 | 3 | 2 | 2 | 2 | 2 | Pedagang | 4 | 3 |
| 307 | 1 | 4 | 3 | 1 | 1 | 2 | 2 | Wiraswasta | 4 | 3 |
| 308 | 1 | 4 | 2 | 1 | 1 | 2 | 2 | Pedagang | 4 | 3 |
| 309 | 1 | 4 | 4 | 2 | 1 | 2 | 2 | Wiraswasta | 4 | 3 |
| 310 | 2 | 4 | 3 | 1 | 1 | 2 | 2 | Ibu Rumah Tangga | 1 | 3 |
| 311 | 1 | 2 | 3 | 1 | 1 | 2 | 2 | Petani | 7 | 3 |
| 312 | 1 | 2 | 3 | 1 | 2 | 2 | 2 | Wiraswasta | 4 | 2 |
| 313 | 1 | 3 | 3 | 1 | 2 | 2 | 2 | Petani | 7 | 3 |
| 314 | 2 | 3 | 2 | 1 | 1 | 2 | 2 | Ibu Rumah Tangga | 1 | 3 |
| 315 | 1 | 3 | 3 | 1 | 2 | 2 | 2 | Pedagang | 4 | 3 |

| Karakteristik Responden | | | | | | | | | | |
|--------------------------------|----------------------|-------------|-------------------|-------------------|-------------------------|-------------------------|--|------------------|---------------|---------------------------------|
| No | Jenis Kelamin | Usia | Pendidikan | Pendapatan | Riwayat Penyakit | Terinfeksi Covid | Keluarga dan Teman Terinfeksi Covid | Pekerjaan | Coding | Sumber Pengetahuan Covid |
| 316 | 2 | 3 | 1 | 1 | 1 | 2 | 2 | Ibu Rumah Tangga | 1 | 3 |
| 317 | 1 | 3 | 3 | 1 | 1 | 2 | 2 | Pedagang | 4 | 3 |
| 318 | 2 | 3 | 2 | 1 | 2 | 2 | 2 | Pedagang | 4 | 3 |
| 319 | 2 | 2 | 3 | 1 | 2 | 2 | 2 | Ibu Rumah Tangga | 1 | 3 |
| 320 | 1 | 2 | 2 | 1 | 2 | 2 | 2 | Petani | 7 | 3 |
| 321 | 2 | 3 | 1 | 1 | 2 | 2 | 2 | Pedagang | 4 | 3 |
| 322 | 1 | 3 | 1 | 1 | 1 | 2 | 1 | Petani | 7 | 3 |
| 323 | 2 | 4 | 1 | 1 | 2 | 2 | 2 | Ibu Rumah Tangga | 1 | 3 |
| 324 | 2 | 2 | 3 | 1 | 1 | 2 | 1 | Ibu Rumah Tangga | 1 | 2 |
| 325 | 1 | 2 | 2 | 1 | 2 | 2 | 2 | Pedagang | 4 | 3 |
| 326 | 2 | 2 | 3 | 1 | 2 | 2 | 2 | Ibu Rumah Tangga | 1 | 3 |
| 327 | 2 | 3 | 3 | 1 | 2 | 2 | 2 | Ibu Rumah Tangga | 1 | 3 |

| Karakteristik Responden | | | | | | | | | | |
|--------------------------------|----------------------|-------------|-------------------|-------------------|-------------------------|-------------------------|--|------------------|---------------|---------------------------------|
| No | Jenis Kelamin | Usia | Pendidikan | Pendapatan | Riwayat Penyakit | Terinfeksi Covid | Keluarga dan Teman Terinfeksi Covid | Pekerjaan | Coding | Sumber Pengetahuan Covid |
| 328 | 2 | 2 | 2 | 1 | 2 | 2 | 2 | Ibu Rumah Tangga | 1 | 3 |
| 329 | 2 | 3 | 1 | 1 | 2 | 2 | 2 | Ibu Rumah Tangga | 1 | 3 |
| 330 | 1 | 4 | 3 | 1 | 1 | 2 | 2 | Wiraswasta | 4 | 3 |
| 331 | 2 | 4 | 3 | 1 | 1 | 2 | 2 | Ibu Rumah Tangga | 1 | 3 |
| 332 | 2 | 4 | 1 | 1 | 1 | 2 | 2 | Ibu Rumah Tangga | 1 | 3 |
| 333 | 2 | 3 | 1 | 1 | 1 | 2 | 2 | Ibu Rumah Tangga | 1 | 3 |
| 334 | 2 | 4 | 2 | 1 | 1 | 2 | 2 | Ibu Rumah Tangga | 1 | 3 |
| 335 | 1 | 4 | 2 | 1 | 1 | 2 | 2 | Pedagang | 4 | 3 |
| 336 | 2 | 4 | 1 | 1 | 1 | 2 | 2 | Ibu Rumah Tangga | 1 | 3 |
| 337 | 2 | 4 | 1 | 1 | 1 | 2 | 2 | Pedagang | 4 | 3 |
| 338 | 2 | 4 | 1 | 1 | 1 | 2 | 2 | Ibu Rumah Tangga | 1 | 3 |
| 339 | 2 | 4 | 3 | 1 | 1 | 2 | 2 | Ibu Rumah Tangga | 1 | 3 |

| Karakteristik Responden | | | | | | | | | | |
|--------------------------------|----------------------|-------------|-------------------|-------------------|-------------------------|-------------------------|--|------------------|---------------|---------------------------------|
| No | Jenis Kelamin | Usia | Pendidikan | Pendapatan | Riwayat Penyakit | Terinfeksi Covid | Keluarga dan Teman Terinfeksi Covid | Pekerjaan | Coding | Sumber Pengetahuan Covid |
| 340 | 1 | 4 | 3 | 1 | 1 | 2 | 2 | Pedagang | 4 | 3 |
| 341 | 1 | 3 | 3 | 1 | 1 | 2 | 2 | Pedagang | 4 | 3 |
| 342 | 1 | 4 | 2 | 1 | 1 | 2 | 2 | Petani | 7 | 3 |
| 343 | 2 | 4 | 1 | 1 | 1 | 2 | 1 | Ibu Rumah Tangga | 1 | 3 |
| 344 | 2 | 4 | 3 | 1 | 1 | 2 | 1 | Ibu Rumah Tangga | 1 | 3 |
| 345 | 2 | 3 | 1 | 1 | 2 | 2 | 2 | Ibu Rumah Tangga | 1 | 3 |
| 346 | 1 | 2 | 3 | 1 | 2 | 2 | 2 | Pedagang | 4 | 3 |
| 347 | 1 | 2 | 1 | 1 | 2 | 2 | 1 | Pedagang | 4 | 3 |
| 348 | 1 | 5 | 3 | 1 | 1 | 2 | 2 | Petani | 7 | 3 |
| 349 | 1 | 3 | 3 | 2 | 2 | 2 | 1 | Wiraswasta | 4 | 3 |
| 350 | 1 | 4 | 1 | 2 | 1 | 2 | 2 | Wiraswasta | 4 | 3 |
| 351 | 1 | 4 | 1 | 1 | 1 | 2 | 1 | Petani | 7 | 3 |

| Karakteristik Responden | | | | | | | | | | |
|--------------------------------|----------------------|-------------|-------------------|-------------------|-------------------------|-------------------------|--|------------------|---------------|---------------------------------|
| No | Jenis Kelamin | Usia | Pendidikan | Pendapatan | Riwayat Penyakit | Terinfeksi Covid | Keluarga dan Teman Terinfeksi Covid | Pekerjaan | Coding | Sumber Pengetahuan Covid |
| 35 2 | 1 | 4 | 3 | 2 | 1 | 2 | 2 | Wiraswasta | 4 | 3 |
| 35 3 | 1 | 3 | 2 | 1 | 1 | 2 | 2 | Wiraswasta | 4 | 3 |
| 35 4 | 2 | 4 | 2 | 1 | 1 | 2 | 2 | Ibu Rumah Tangga | 1 | 3 |
| 35 5 | 1 | 4 | 1 | 1 | 2 | 2 | 2 | Wiraswasta | 4 | 3 |
| 35 6 | 2 | 3 | 3 | 1 | 1 | 2 | 2 | Ibu Rumah Tangga | 1 | 3 |
| 35 7 | 2 | 4 | 3 | 1 | 2 | 2 | 2 | Ibu Rumah Tangga | 1 | 3 |
| 35 8 | 2 | 4 | 3 | 1 | 2 | 2 | 1 | Ibu Rumah Tangga | 1 | 3 |
| 35 9 | 1 | 3 | 2 | 1 | 1 | 2 | 2 | Wiraswasta | 4 | 3 |
| 36 0 | 1 | 4 | 3 | 1 | 1 | 2 | 2 | Petani | 7 | 3 |
| 36 1 | 2 | 3 | 1 | 1 | 2 | 2 | 2 | Ibu Rumah Tangga | 1 | 3 |
| 36 2 | 2 | 2 | 1 | 1 | 2 | 2 | 2 | Ibu Rumah Tangga | 1 | 3 |
| 36 3 | 2 | 4 | 3 | 1 | 1 | 2 | 1 | Ibu Rumah Tangga | 1 | 3 |

| Karakteristik Responden | | | | | | | | | | |
|-------------------------|---------------|------|------------|------------|------------------|------------------|-------------------------------------|------------------|--------|--------------------------|
| No | Jenis Kelamin | Usia | Pendidikan | Pendapatan | Riwayat Penyakit | Terinfeksi Covid | Keluarga dan Teman Terinfeksi Covid | Pekerjaan | Coding | Sumber Pengetahuan Covid |
| 364 | 2 | 4 | 1 | 1 | 1 | 2 | 2 | Ibu Rumah Tangga | 1 | 3 |
| 365 | 2 | 4 | 1 | 1 | 1 | 2 | 2 | Ibu Rumah Tangga | 1 | 3 |
| 366 | 2 | 3 | 1 | 1 | 1 | 2 | 1 | Ibu Rumah Tangga | 1 | 3 |
| 367 | 2 | 4 | 3 | 1 | 1 | 2 | 2 | Ibu Rumah Tangga | 1 | 3 |
| 368 | 1 | 4 | 3 | 2 | 1 | 2 | 2 | Pedagang | 4 | 3 |
| 369 | 1 | 4 | 2 | 2 | 1 | 2 | 2 | Wiraswasta | 4 | 3 |

Keterangan:

Jenis Kelamin : 1. Laki-Laki 2. Perempuan
 Usia (Tahun) : 1. 18-25 2. 26-35 3. 36-45 4. 46-55 5. >55
 Pendidikan : 1. SD 2. SMP 3. SMA 4. Diploma/Sarjana
 Pendapatan : 1. < UMP 2. ≥ UMP
 Riwayat Penyakit : 1. Ya 2. Tidak
 Infeksi Cov-19 : 1. Ya 2. Tidak
 Sumber Pengetahuan : 1. Keluarga/Teman 2. Media Sosial 3. TV 4. Lainnya

Lampiran 13. Data Rekapitulasi Hasil Kuesioner

| No | Pengetahuan | | | | | | | | | Sikap | | | | | | | | | Kesediaan | | | | | |
|----|-------------|----|----|----|----|----|----|----------|------------|-------|----|----|----|----|----|----|----|----------|------------|----|----|----|----------|------------|
| | p1 | p2 | p3 | p4 | p5 | p6 | p7 | Total x1 | Persentase | p1 | p2 | p3 | p4 | p5 | p6 | p7 | p8 | Total x2 | Persentase | p1 | p2 | p3 | Total x3 | Persentase |
| 1 | 1 | 0 | 1 | 1 | 1 | 1 | 0 | 5 | 71,43% | 3 | 3 | 1 | 1 | 2 | 1 | 3 | 3 | 17 | 53,13% | 3 | 2 | 3 | 8 | 88,89% |
| 2 | 1 | 0 | 1 | 1 | 0 | 1 | 0 | 4 | 57,14% | 3 | 3 | 2 | 2 | 2 | 2 | 3 | 3 | 20 | 62,50% | 3 | 3 | 3 | 9 | 100,00% |
| 3 | 1 | 1 | 0 | 1 | 1 | 1 | 1 | 6 | 85,71% | 3 | 4 | 3 | 3 | 2 | 2 | 3 | 4 | 24 | 75,00% | 3 | 2 | 3 | 8 | 88,89% |
| 4 | 1 | 1 | 1 | 1 | 1 | 1 | 0 | 6 | 85,71% | 3 | 4 | 3 | 1 | 2 | 2 | 3 | 2 | 20 | 62,50% | 2 | 2 | 2 | 6 | 66,67% |
| 5 | 1 | 1 | 1 | 1 | 1 | 1 | 1 | 7 | 100% | 2 | 2 | 2 | 2 | 1 | 2 | 2 | 3 | 16 | 50,00% | 2 | 1 | 2 | 5 | 55,56% |
| 6 | 1 | 0 | 0 | 1 | 1 | 1 | 1 | 5 | 71,43% | 2 | 3 | 4 | 4 | 3 | 4 | 4 | 4 | 28 | 87,50% | 3 | 3 | 3 | 9 | 100,00% |
| 7 | 1 | 0 | 0 | 1 | 1 | 1 | 1 | 5 | 71,43% | 3 | 2 | 2 | 1 | 1 | 2 | 2 | 2 | 15 | 46,88% | 2 | 1 | 2 | 5 | 55,56% |
| 8 | 1 | 1 | 0 | 1 | 0 | 1 | 1 | 5 | 71,43% | 3 | 3 | 3 | 1 | 2 | 3 | 3 | 4 | 22 | 68,75% | 3 | 2 | 3 | 8 | 88,89% |
| 9 | 1 | 0 | 1 | 1 | 1 | 1 | 1 | 6 | 85,71% | 4 | 4 | 3 | 2 | 2 | 2 | 3 | 3 | 23 | 71,88% | 3 | 2 | 3 | 8 | 88,89% |
| 10 | 1 | 1 | 0 | 1 | 1 | 1 | 1 | 6 | 85,71% | 4 | 4 | 3 | 3 | 4 | 4 | 4 | 4 | 30 | 93,75% | 3 | 1 | 3 | 7 | 77,78% |
| 11 | 1 | 0 | 1 | 1 | 0 | 1 | 0 | 4 | 57,14% | 3 | 3 | 1 | 2 | 1 | 2 | 3 | 3 | 18 | 56,25% | 3 | 2 | 3 | 8 | 88,89% |
| 12 | 1 | 0 | 0 | 1 | 1 | 1 | 1 | 5 | 71,43% | 3 | 3 | 2 | 2 | 2 | 2 | 3 | 3 | 20 | 62,50% | 2 | 2 | 2 | 6 | 66,67% |
| 13 | 1 | 0 | 0 | 1 | 1 | 1 | 1 | 5 | 71,43% | 3 | 4 | 3 | 2 | 3 | 3 | 3 | 3 | 24 | 75,00% | 3 | 3 | 3 | 9 | 100,00% |
| 14 | 1 | 0 | 1 | 1 | 1 | 1 | 0 | 5 | 71,43% | 4 | 3 | 2 | 2 | 2 | 3 | 3 | 3 | 22 | 68,75% | 3 | 2 | 3 | 8 | 88,89% |
| 15 | 0 | 0 | 1 | 1 | 1 | 1 | 0 | 4 | 57,14% | 4 | 3 | 2 | 1 | 3 | 1 | 2 | 2 | 18 | 56,25% | 3 | 1 | 1 | 5 | 55,56% |
| 16 | 1 | 0 | 1 | 1 | 1 | 1 | 1 | 6 | 85,71% | 3 | 4 | 2 | 1 | 1 | 1 | 4 | 3 | 19 | 59,38% | 3 | 2 | 1 | 6 | 66,67% |
| 17 | 1 | 0 | 0 | 1 | 0 | 1 | 1 | 4 | 57,14% | 4 | 3 | 3 | 3 | 3 | 3 | 3 | 4 | 26 | 81,25% | 3 | 3 | 3 | 9 | 100,00% |
| 18 | 1 | 1 | 1 | 1 | 1 | 1 | 0 | 6 | 85,71% | 4 | 3 | 2 | 1 | 2 | 1 | 3 | 4 | 20 | 62,50% | 3 | 2 | 3 | 8 | 88,89% |

| No | Pengetahuan | | | | | | | | | Sikap | | | | | | | | | Kesediaan | | | | | |
|----|-------------|----|----|----|----|----|----|----------|------------|-------|----|----|----|----|----|----|----|----------|------------|----|----|----|----------|------------|
| | p1 | p2 | p3 | p4 | p5 | p6 | p7 | Total x1 | Persentase | p1 | p2 | p3 | p4 | p5 | p6 | p7 | p8 | Total x2 | Persentase | p1 | p2 | p3 | Total x3 | Persentase |
| 19 | 1 | 1 | 1 | 1 | 1 | 1 | 0 | 6 | 85,71% | 4 | 3 | 2 | 1 | 2 | 1 | 4 | 3 | 20 | 62,50% | 3 | 2 | 3 | 8 | 88,89% |
| 20 | 1 | 1 | 1 | 1 | 1 | 1 | 0 | 6 | 85,71% | 4 | 3 | 1 | 1 | 1 | 2 | 3 | 3 | 18 | 56,25% | 3 | 2 | 2 | 7 | 77,78% |
| 21 | 1 | 0 | 1 | 1 | 1 | 1 | 0 | 5 | 71,43% | 3 | 3 | 2 | 2 | 2 | 2 | 3 | 3 | 20 | 62,50% | 3 | 3 | 3 | 9 | 100,00% |
| 22 | 1 | 0 | 1 | 1 | 0 | 1 | 0 | 4 | 57,14% | 4 | 4 | 1 | 1 | 1 | 1 | 4 | 4 | 20 | 62,50% | 3 | 3 | 3 | 9 | 100,00% |
| 23 | 1 | 1 | 1 | 1 | 1 | 1 | 1 | 7 | 100% | 4 | 3 | 1 | 1 | 1 | 2 | 4 | 3 | 19 | 59,38% | 3 | 2 | 3 | 8 | 88,89% |
| 24 | 1 | 0 | 1 | 1 | 0 | 1 | 0 | 4 | 57,14% | 3 | 3 | 2 | 2 | 2 | 2 | 3 | 3 | 20 | 62,50% | 2 | 2 | 2 | 6 | 66,67% |
| 25 | 1 | 0 | 1 | 1 | 1 | 1 | 1 | 6 | 85,71% | 4 | 4 | 3 | 1 | 3 | 2 | 3 | 4 | 24 | 75,00% | 3 | 1 | 3 | 7 | 77,78% |
| 26 | 1 | 0 | 1 | 1 | 0 | 1 | 0 | 4 | 57,14% | 4 | 4 | 3 | 3 | 3 | 3 | 2 | 3 | 25 | 78,13% | 3 | 3 | 3 | 9 | 100,00% |
| 27 | 1 | 0 | 1 | 1 | 0 | 1 | 0 | 4 | 57,14% | 3 | 3 | 2 | 2 | 2 | 2 | 3 | 3 | 20 | 62,50% | 2 | 2 | 2 | 6 | 66,67% |
| 28 | 1 | 0 | 0 | 0 | 0 | 1 | 1 | 3 | 42,86% | 4 | 3 | 2 | 1 | 1 | 2 | 2 | 2 | 17 | 53,13% | 2 | 1 | 2 | 5 | 55,56% |
| 29 | 1 | 0 | 1 | 1 | 0 | 1 | 0 | 4 | 57,14% | 4 | 4 | 1 | 1 | 1 | 1 | 4 | 4 | 20 | 62,50% | 3 | 3 | 3 | 9 | 100,00% |
| 30 | 1 | 1 | 1 | 1 | 1 | 1 | 1 | 7 | 100% | 3 | 3 | 2 | 2 | 2 | 2 | 3 | 3 | 20 | 62,50% | 3 | 1 | 3 | 7 | 77,78% |
| 31 | 1 | 0 | 1 | 1 | 0 | 1 | 0 | 4 | 57,14% | 3 | 3 | 2 | 2 | 2 | 2 | 3 | 3 | 20 | 62,50% | 3 | 3 | 3 | 9 | 100,00% |
| 32 | 1 | 1 | 1 | 1 | 1 | 1 | 1 | 7 | 100% | 1 | 2 | 2 | 1 | 2 | 2 | 2 | 2 | 14 | 43,75% | 1 | 1 | 2 | 4 | 44,44% |
| 33 | 1 | 0 | 1 | 1 | 0 | 1 | 0 | 4 | 57,14% | 3 | 3 | 2 | 2 | 2 | 2 | 3 | 3 | 20 | 62,50% | 3 | 3 | 3 | 9 | 100,00% |
| 34 | 1 | 1 | 1 | 1 | 1 | 0 | 1 | 6 | 85,71% | 3 | 3 | 2 | 2 | 2 | 1 | 4 | 3 | 20 | 62,50% | 2 | 1 | 2 | 5 | 55,56% |
| 35 | 1 | 0 | 1 | 1 | 0 | 1 | 0 | 4 | 57,14% | 3 | 3 | 2 | 2 | 2 | 2 | 3 | 3 | 20 | 62,50% | 2 | 2 | 2 | 6 | 66,67% |
| 36 | 1 | 1 | 1 | 1 | 0 | 1 | 1 | 6 | 85,71% | 3 | 4 | 2 | 1 | 1 | 1 | 3 | 2 | 17 | 53,13% | 2 | 1 | 1 | 4 | 44,44% |
| 37 | 1 | 1 | 1 | 1 | 1 | 1 | 0 | 6 | 85,71% | 3 | 3 | 1 | 1 | 2 | 1 | 3 | 3 | 17 | 53,13% | 3 | 1 | 2 | 6 | 66,67% |
| 38 | 1 | 1 | 1 | 1 | 0 | 1 | 0 | 5 | 71,43% | 3 | 3 | 1 | 1 | 2 | 1 | 3 | 3 | 17 | 53,13% | 3 | 1 | 3 | 7 | 77,78% |
| 39 | 1 | 1 | 1 | 1 | 1 | 1 | 0 | 6 | 85,71% | 3 | 3 | 1 | 1 | 1 | 1 | 3 | 3 | 16 | 50,00% | 2 | 1 | 2 | 5 | 55,56% |

| No | Pengetahuan | | | | | | | | | Sikap | | | | | | | | | Kesediaan | | | | | |
|----|-------------|----|----|----|----|----|----|----------|------------|-------|----|----|----|----|----|----|----|----------|------------|----|----|----|----------|------------|
| | p1 | p2 | p3 | p4 | p5 | p6 | p7 | Total x1 | Persentase | p1 | p2 | p3 | p4 | p5 | p6 | p7 | p8 | Total x2 | Persentase | p1 | p2 | p3 | Total x3 | Persentase |
| 40 | 1 | 1 | 1 | 1 | 0 | 1 | 1 | 6 | 85,71% | 4 | 3 | 2 | 1 | 1 | 2 | 3 | 3 | 19 | 59,38% | 2 | 1 | 2 | 5 | 55,56% |
| 41 | 1 | 1 | 1 | 1 | 0 | 1 | 1 | 6 | 85,71% | 1 | 2 | 1 | 2 | 2 | 2 | 1 | 1 | 12 | 37,50% | 2 | 1 | 2 | 5 | 55,56% |
| 42 | 1 | 1 | 1 | 1 | 1 | 0 | 1 | 6 | 85,71% | 3 | 3 | 2 | 1 | 1 | 1 | 4 | 3 | 18 | 56,25% | 3 | 1 | 3 | 7 | 77,78% |
| 43 | 1 | 1 | 1 | 1 | 1 | 1 | 0 | 6 | 85,71% | 3 | 3 | 2 | 2 | 1 | 1 | 3 | 3 | 18 | 56,25% | 3 | 1 | 3 | 7 | 77,78% |
| 44 | 1 | 0 | 0 | 1 | 1 | 1 | 0 | 4 | 57,14% | 3 | 3 | 2 | 2 | 2 | 2 | 3 | 19 | 59,38% | 2 | 1 | 2 | 5 | 55,56% | |
| 45 | 0 | 1 | 0 | 1 | 1 | 1 | 1 | 5 | 71,43% | 3 | 3 | 2 | 1 | 1 | 1 | 3 | 3 | 17 | 53,13% | 3 | 1 | 3 | 7 | 77,78% |
| 46 | 1 | 0 | 0 | 1 | 1 | 1 | 0 | 4 | 57,14% | 1 | 3 | 2 | 2 | 3 | 3 | 3 | 3 | 20 | 62,50% | 3 | 2 | 3 | 8 | 88,89% |
| 47 | 1 | 1 | 1 | 1 | 1 | 1 | 0 | 6 | 85,71% | 4 | 3 | 2 | 2 | 1 | 1 | 4 | 4 | 21 | 65,63% | 3 | 1 | 3 | 7 | 77,78% |
| 48 | 1 | 1 | 1 | 1 | 0 | 1 | 1 | 6 | 85,71% | 4 | 3 | 2 | 2 | 2 | 1 | 4 | 3 | 21 | 65,63% | 3 | 1 | 3 | 7 | 77,78% |
| 49 | 1 | 0 | 1 | 1 | 1 | 1 | 1 | 6 | 85,71% | 4 | 3 | 2 | 2 | 1 | 2 | 4 | 3 | 21 | 65,63% | 3 | 2 | 2 | 7 | 77,78% |
| 50 | 1 | 1 | 1 | 1 | 0 | 1 | 1 | 6 | 85,71% | 1 | 2 | 2 | 1 | 2 | 1 | 2 | 2 | 13 | 40,63% | 2 | 1 | 2 | 5 | 55,56% |
| 51 | 1 | 1 | 1 | 1 | 1 | 1 | 1 | 7 | 100% | 3 | 3 | 2 | 1 | 2 | 2 | 3 | 3 | 19 | 59,38% | 3 | 1 | 3 | 7 | 77,78% |
| 52 | 1 | 1 | 0 | 1 | 0 | 1 | 0 | 4 | 57,14% | 3 | 3 | 2 | 2 | 1 | 1 | 2 | 2 | 16 | 50,00% | 2 | 1 | 2 | 5 | 55,56% |
| 53 | 1 | 1 | 1 | 1 | 1 | 0 | 1 | 6 | 85,71% | 3 | 2 | 1 | 1 | 1 | 2 | 2 | 2 | 14 | 43,75% | 2 | 1 | 2 | 5 | 55,56% |
| 54 | 1 | 1 | 1 | 1 | 1 | 1 | 0 | 6 | 85,71% | 3 | 3 | 2 | 2 | 2 | 3 | 3 | 3 | 21 | 65,63% | 3 | 1 | 3 | 7 | 77,78% |
| 55 | 1 | 1 | 1 | 1 | 1 | 1 | 0 | 6 | 85,71% | 3 | 3 | 1 | 2 | 1 | 1 | 3 | 3 | 17 | 53,13% | 3 | 1 | 2 | 6 | 66,67% |
| 56 | 1 | 1 | 1 | 1 | 1 | 1 | 0 | 6 | 85,71% | 3 | 3 | 2 | 2 | 2 | 1 | 4 | 4 | 21 | 65,63% | 3 | 1 | 2 | 6 | 66,67% |
| 57 | 1 | 1 | 1 | 1 | 1 | 1 | 0 | 6 | 85,71% | 3 | 4 | 2 | 2 | 2 | 2 | 3 | 3 | 21 | 65,63% | 3 | 1 | 3 | 7 | 77,78% |
| 58 | 1 | 1 | 1 | 1 | 1 | 1 | 1 | 7 | 100% | 4 | 3 | 2 | 1 | 1 | 2 | 3 | 3 | 19 | 59,38% | 3 | 1 | 3 | 7 | 77,78% |
| 59 | 1 | 1 | 1 | 1 | 1 | 1 | 0 | 6 | 85,71% | 3 | 3 | 2 | 1 | 2 | 1 | 3 | 3 | 18 | 56,25% | 3 | 1 | 2 | 6 | 66,67% |
| 60 | 1 | 1 | 1 | 1 | 1 | 0 | 0 | 5 | 71,43% | 3 | 3 | 1 | 2 | 1 | 1 | 3 | 3 | 17 | 53,13% | 3 | 1 | 3 | 7 | 77,78% |

| No | Pengetahuan | | | | | | | | | Sikap | | | | | | | | | Kesediaan | | | | | |
|----|-------------|----|----|----|----|----|----|----------|------------|-------|----|----|----|----|----|----|----|----------|------------|----|----|----|----------|------------|
| | p1 | p2 | p3 | p4 | p5 | p6 | p7 | Total x1 | Persentase | p1 | p2 | p3 | p4 | p5 | p6 | p7 | p8 | Total x2 | Persentase | p1 | p2 | p3 | Total x3 | Persentase |
| 61 | 1 | 1 | 1 | 1 | 1 | 1 | 1 | 7 | 100% | 4 | 3 | 2 | 2 | 3 | 3 | 3 | 4 | 24 | 75,00% | 3 | 1 | 3 | 7 | 77,78% |
| 62 | 1 | 1 | 1 | 1 | 1 | 1 | 1 | 7 | 100% | 3 | 3 | 2 | 2 | 2 | 2 | 3 | 3 | 20 | 62,50% | 2 | 1 | 2 | 5 | 55,56% |
| 63 | 1 | 1 | 1 | 1 | 0 | 1 | 0 | 5 | 71,43% | 3 | 3 | 2 | 3 | 2 | 3 | 3 | 3 | 22 | 68,75% | 2 | 1 | 2 | 5 | 55,56% |
| 64 | 1 | 1 | 1 | 1 | 1 | 1 | 0 | 6 | 85,71% | 4 | 4 | 3 | 3 | 3 | 3 | 4 | 4 | 28 | 87,50% | 3 | 2 | 3 | 8 | 88,89% |
| 65 | 0 | 1 | 1 | 1 | 1 | 1 | 0 | 5 | 71,43% | 3 | 3 | 2 | 2 | 1 | 1 | 2 | 2 | 16 | 50,00% | 2 | 1 | 2 | 5 | 55,56% |
| 66 | 1 | 0 | 1 | 1 | 0 | 1 | 0 | 4 | 57,14% | 4 | 4 | 1 | 1 | 1 | 1 | 4 | 4 | 20 | 62,50% | 3 | 3 | 3 | 9 | 100,00% |
| 67 | 1 | 1 | 1 | 1 | 1 | 1 | 1 | 7 | 100% | 3 | 3 | 2 | 2 | 3 | 3 | 3 | 3 | 22 | 68,75% | 3 | 2 | 3 | 8 | 88,89% |
| 68 | 0 | 0 | 1 | 1 | 0 | 1 | 0 | 3 | 42,86% | 4 | 2 | 2 | 2 | 2 | 2 | 2 | 2 | 18 | 56,25% | 2 | 2 | 2 | 6 | 66,67% |
| 69 | 1 | 1 | 1 | 1 | 0 | 1 | 0 | 5 | 71,43% | 4 | 3 | 3 | 3 | 3 | 3 | 3 | 3 | 25 | 78,13% | 3 | 3 | 3 | 9 | 100,00% |
| 70 | 1 | 0 | 1 | 1 | 0 | 1 | 0 | 4 | 57,14% | 1 | 2 | 2 | 2 | 2 | 2 | 3 | 3 | 17 | 53,13% | 2 | 1 | 3 | 6 | 66,67% |
| 71 | 1 | 1 | 1 | 1 | 0 | 1 | 0 | 5 | 71,43% | 4 | 4 | 3 | 3 | 4 | 3 | 4 | 4 | 29 | 90,63% | 3 | 3 | 3 | 9 | 100,00% |
| 72 | 1 | 1 | 1 | 1 | 1 | 1 | 1 | 7 | 100% | 3 | 2 | 2 | 2 | 2 | 2 | 3 | 3 | 19 | 59,38% | 2 | 1 | 2 | 5 | 55,56% |
| 73 | 1 | 1 | 1 | 1 | 1 | 1 | 1 | 7 | 100% | 3 | 3 | 4 | 3 | 4 | 3 | 4 | 4 | 28 | 87,50% | 3 | 3 | 3 | 9 | 100,00% |
| 74 | 1 | 0 | 1 | 1 | 1 | 0 | 1 | 5 | 71,43% | 4 | 4 | 1 | 1 | 1 | 1 | 4 | 4 | 20 | 62,50% | 3 | 3 | 3 | 9 | 100,00% |
| 75 | 1 | 1 | 1 | 1 | 1 | 1 | 1 | 7 | 100% | 3 | 3 | 3 | 3 | 2 | 2 | 3 | 3 | 22 | 68,75% | 3 | 3 | 3 | 9 | 100,00% |
| 76 | 1 | 1 | 1 | 1 | 1 | 1 | 1 | 7 | 100% | 4 | 3 | 2 | 2 | 2 | 2 | 3 | 3 | 21 | 65,63% | 3 | 1 | 2 | 6 | 66,67% |
| 77 | 1 | 1 | 1 | 1 | 0 | 1 | 0 | 5 | 71,43% | 3 | 3 | 1 | 1 | 2 | 2 | 2 | 2 | 16 | 50,00% | 2 | 1 | 2 | 5 | 55,56% |
| 78 | 1 | 1 | 1 | 1 | 1 | 1 | 1 | 7 | 100% | 3 | 3 | 2 | 2 | 2 | 2 | 3 | 3 | 20 | 62,50% | 3 | 1 | 3 | 7 | 77,78% |
| 79 | 1 | 1 | 1 | 1 | 0 | 1 | 0 | 5 | 71,43% | 3 | 4 | 2 | 2 | 4 | 3 | 2 | 2 | 22 | 68,75% | 2 | 1 | 2 | 5 | 55,56% |
| 80 | 1 | 1 | 1 | 1 | 1 | 0 | 0 | 5 | 71,43% | 3 | 3 | 2 | 1 | 1 | 2 | 3 | 3 | 18 | 56,25% | 3 | 1 | 2 | 6 | 66,67% |
| 81 | 1 | 0 | 0 | 1 | 1 | 1 | 0 | 4 | 57,14% | 4 | 3 | 2 | 2 | 2 | 1 | 3 | 3 | 20 | 62,50% | 3 | 1 | 2 | 6 | 66,67% |

| No | Pengetahuan | | | | | | | | | Sikap | | | | | | | | | Kesediaan | | | | | |
|-----|-------------|----|----|----|----|----|----|----------|------------|-------|----|----|----|----|----|----|----|----------|------------|----|----|----|----------|------------|
| | p1 | p2 | p3 | p4 | p5 | p6 | p7 | Total x1 | Persentase | p1 | p2 | p3 | p4 | p5 | p6 | p7 | p8 | Total x2 | Persentase | p1 | p2 | p3 | Total x3 | Persentase |
| 82 | 1 | 1 | 1 | 1 | 1 | 1 | 0 | 6 | 85,71% | 3 | 3 | 1 | 2 | 2 | 2 | 3 | 4 | 20 | 62,50% | 3 | 1 | 3 | 7 | 77,78% |
| 83 | 1 | 1 | 1 | 1 | 1 | 1 | 0 | 6 | 85,71% | 3 | 4 | 2 | 1 | 1 | 2 | 3 | 3 | 19 | 59,38% | 3 | 1 | 3 | 7 | 77,78% |
| 84 | 1 | 1 | 1 | 1 | 1 | 1 | 0 | 6 | 85,71% | 3 | 3 | 1 | 1 | 1 | 1 | 4 | 4 | 18 | 56,25% | 3 | 1 | 2 | 6 | 66,67% |
| 85 | 1 | 1 | 1 | 1 | 1 | 1 | 0 | 6 | 85,71% | 4 | 3 | 2 | 1 | 2 | 2 | 4 | 3 | 21 | 65,63% | 2 | 1 | 3 | 6 | 66,67% |
| 86 | 1 | 1 | 1 | 1 | 1 | 1 | 0 | 6 | 85,71% | 4 | 2 | 2 | 1 | 2 | 2 | 2 | 2 | 17 | 53,13% | 2 | 1 | 2 | 5 | 55,56% |
| 87 | 1 | 1 | 0 | 1 | 1 | 1 | 0 | 5 | 71,43% | 3 | 3 | 3 | 2 | 2 | 2 | 3 | 3 | 21 | 65,63% | 3 | 1 | 2 | 6 | 66,67% |
| 88 | 0 | 0 | 1 | 1 | 0 | 1 | 1 | 4 | 57,14% | 3 | 3 | 3 | 3 | 3 | 2 | 3 | 3 | 23 | 71,88% | 3 | 1 | 2 | 6 | 66,67% |
| 89 | 1 | 1 | 1 | 1 | 1 | 1 | 0 | 6 | 85,71% | 4 | 3 | 2 | 2 | 2 | 2 | 3 | 4 | 22 | 68,75% | 3 | 1 | 3 | 7 | 77,78% |
| 90 | 1 | 1 | 0 | 1 | 0 | 0 | 0 | 3 | 42,86% | 3 | 3 | 1 | 2 | 2 | 2 | 2 | 2 | 17 | 53,13% | 2 | 1 | 2 | 5 | 55,56% |
| 91 | 1 | 1 | 1 | 1 | 1 | 1 | 0 | 6 | 85,71% | 4 | 4 | 2 | 2 | 2 | 2 | 3 | 3 | 22 | 68,75% | 3 | 1 | 2 | 6 | 66,67% |
| 92 | 0 | 0 | 1 | 1 | 1 | 1 | 1 | 5 | 71,43% | 3 | 3 | 3 | 3 | 3 | 3 | 3 | 3 | 24 | 75,00% | 3 | 1 | 3 | 7 | 77,78% |
| 93 | 1 | 1 | 1 | 1 | 1 | 1 | 0 | 6 | 85,71% | 4 | 3 | 2 | 2 | 2 | 2 | 3 | 3 | 21 | 65,63% | 3 | 1 | 3 | 7 | 77,78% |
| 94 | 1 | 1 | 0 | 1 | 1 | 1 | 0 | 5 | 71,43% | 3 | 3 | 2 | 2 | 2 | 2 | 3 | 4 | 21 | 65,63% | 3 | 2 | 2 | 7 | 77,78% |
| 95 | 1 | 1 | 1 | 1 | 1 | 1 | 0 | 6 | 85,71% | 3 | 3 | 1 | 1 | 1 | 1 | 3 | 3 | 16 | 50,00% | 3 | 2 | 3 | 8 | 88,89% |
| 96 | 0 | 1 | 1 | 1 | 1 | 1 | 1 | 6 | 85,71% | 3 | 3 | 2 | 3 | 3 | 3 | 3 | 3 | 23 | 71,88% | 3 | 1 | 3 | 7 | 77,78% |
| 97 | 1 | 1 | 1 | 1 | 0 | 1 | 0 | 5 | 71,43% | 3 | 3 | 2 | 2 | 2 | 2 | 3 | 3 | 20 | 62,50% | 3 | 2 | 2 | 7 | 77,78% |
| 98 | 1 | 1 | 1 | 1 | 1 | 0 | 1 | 6 | 85,71% | 1 | 2 | 1 | 1 | 1 | 1 | 2 | 2 | 11 | 34,38% | 2 | 1 | 2 | 5 | 55,56% |
| 99 | 1 | 1 | 0 | 1 | 1 | 1 | 0 | 5 | 71,43% | 3 | 3 | 2 | 2 | 1 | 2 | 2 | 2 | 17 | 53,13% | 2 | 1 | 2 | 5 | 55,56% |
| 100 | 1 | 1 | 1 | 1 | 1 | 1 | 0 | 6 | 85,71% | 3 | 3 | 2 | 2 | 2 | 1 | 3 | 3 | 19 | 59,38% | 2 | 1 | 2 | 5 | 55,56% |
| 101 | 1 | 0 | 1 | 1 | 1 | 1 | 1 | 6 | 85,71% | 3 | 3 | 2 | 2 | 2 | 2 | 3 | 3 | 20 | 62,50% | 3 | 1 | 3 | 7 | 77,78% |
| 102 | 1 | 1 | 1 | 1 | 0 | 1 | 0 | 5 | 71,43% | 4 | 3 | 2 | 2 | 1 | 1 | 4 | 3 | 20 | 62,50% | 3 | 1 | 2 | 6 | 66,67% |

| No | Pengetahuan | | | | | | | | | Sikap | | | | | | | | | Kesediaan | | | | | |
|-----|-------------|----|----|----|----|----|----|----------|------------|-------|----|----|----|----|----|----|----|----------|------------|----|----|----|----------|------------|
| | p1 | p2 | p3 | p4 | p5 | p6 | p7 | Total x1 | Persentase | p1 | p2 | p3 | p4 | p5 | p6 | p7 | p8 | Total x2 | Persentase | p1 | p2 | p3 | Total x3 | Persentase |
| 103 | 1 | 1 | 0 | 1 | 1 | 1 | 0 | 5 | 71,43% | 3 | 3 | 2 | 2 | 2 | 2 | 3 | 3 | 20 | 62,50% | 2 | 1 | 2 | 5 | 55,56% |
| 104 | 1 | 1 | 1 | 1 | 1 | 0 | 1 | 6 | 85,71% | 3 | 3 | 2 | 2 | 2 | 2 | 3 | 3 | 20 | 62,50% | 3 | 1 | 2 | 6 | 66,67% |
| 105 | 0 | 1 | 1 | 1 | 1 | 1 | 1 | 6 | 85,71% | 3 | 3 | 3 | 3 | 3 | 3 | 4 | 3 | 25 | 78,13% | 3 | 1 | 3 | 7 | 77,78% |
| 106 | 1 | 1 | 1 | 1 | 1 | 1 | 0 | 6 | 85,71% | 3 | 3 | 2 | 2 | 2 | 1 | 3 | 3 | 19 | 59,38% | 3 | 1 | 2 | 6 | 66,67% |
| 107 | 1 | 1 | 0 | 0 | 1 | 1 | 0 | 4 | 57,14% | 3 | 3 | 2 | 2 | 2 | 2 | 2 | 2 | 18 | 56,25% | 2 | 1 | 2 | 5 | 55,56% |
| 108 | 1 | 1 | 1 | 1 | 1 | 1 | 0 | 6 | 85,71% | 4 | 4 | 1 | 1 | 1 | 2 | 2 | 2 | 17 | 53,13% | 2 | 1 | 2 | 5 | 55,56% |
| 109 | 1 | 1 | 1 | 1 | 1 | 1 | 0 | 6 | 85,71% | 3 | 3 | 2 | 2 | 2 | 2 | 3 | 3 | 20 | 62,50% | 2 | 1 | 2 | 5 | 55,56% |
| 110 | 0 | 1 | 1 | 1 | 1 | 1 | 0 | 5 | 71,43% | 3 | 3 | 3 | 3 | 3 | 2 | 3 | 3 | 23 | 71,88% | 3 | 1 | 3 | 7 | 77,78% |
| 111 | 1 | 1 | 1 | 1 | 1 | 1 | 0 | 6 | 85,71% | 3 | 2 | 2 | 2 | 1 | 1 | 2 | 2 | 15 | 46,88% | 2 | 1 | 2 | 5 | 55,56% |
| 112 | 1 | 1 | 1 | 1 | 1 | 1 | 1 | 7 | 100% | 3 | 3 | 1 | 1 | 1 | 1 | 3 | 3 | 16 | 50,00% | 3 | 1 | 2 | 6 | 66,67% |
| 113 | 1 | 1 | 1 | 1 | 1 | 1 | 0 | 6 | 85,71% | 4 | 3 | 2 | 2 | 1 | 1 | 3 | 3 | 19 | 59,38% | 3 | 1 | 3 | 7 | 77,78% |
| 114 | 1 | 1 | 1 | 1 | 1 | 1 | 0 | 6 | 85,71% | 3 | 3 | 2 | 1 | 1 | 1 | 3 | 3 | 17 | 53,13% | 2 | 1 | 2 | 5 | 55,56% |
| 115 | 1 | 1 | 1 | 1 | 0 | 1 | 0 | 5 | 71,43% | 3 | 3 | 2 | 2 | 2 | 2 | 3 | 3 | 20 | 62,50% | 3 | 1 | 3 | 7 | 77,78% |
| 116 | 1 | 1 | 0 | 1 | 1 | 1 | 0 | 5 | 71,43% | 3 | 3 | 1 | 1 | 1 | 1 | 3 | 3 | 16 | 50,00% | 3 | 1 | 2 | 6 | 66,67% |
| 117 | 0 | 0 | 1 | 1 | 0 | 1 | 1 | 4 | 57,14% | 3 | 3 | 2 | 2 | 2 | 2 | 3 | 3 | 20 | 62,50% | 3 | 1 | 3 | 7 | 77,78% |
| 118 | 1 | 1 | 1 | 1 | 1 | 1 | 0 | 6 | 85,71% | 3 | 3 | 2 | 1 | 2 | 1 | 3 | 3 | 18 | 56,25% | 2 | 1 | 2 | 5 | 55,56% |
| 119 | 1 | 1 | 1 | 1 | 1 | 1 | 0 | 6 | 85,71% | 3 | 3 | 2 | 2 | 2 | 2 | 3 | 3 | 20 | 62,50% | 2 | 1 | 2 | 5 | 55,56% |
| 120 | 0 | 1 | 1 | 1 | 1 | 1 | 1 | 6 | 85,71% | 3 | 3 | 3 | 3 | 2 | 2 | 3 | 3 | 22 | 68,75% | 3 | 1 | 3 | 7 | 77,78% |
| 121 | 1 | 1 | 0 | 1 | 1 | 1 | 1 | 6 | 85,71% | 3 | 3 | 3 | 3 | 2 | 2 | 4 | 4 | 24 | 75,00% | 3 | 1 | 3 | 7 | 77,78% |
| 122 | 1 | 1 | 1 | 1 | 1 | 1 | 0 | 6 | 85,71% | 4 | 3 | 2 | 2 | 2 | 2 | 3 | 3 | 21 | 65,63% | 3 | 1 | 2 | 6 | 66,67% |
| 123 | 1 | 1 | 1 | 1 | 1 | 1 | 1 | 7 | 100% | 3 | 3 | 2 | 2 | 1 | 2 | 2 | 3 | 18 | 56,25% | 3 | 1 | 2 | 6 | 66,67% |

| No | Pengetahuan | | | | | | | | | Sikap | | | | | | | | | Kesediaan | | | | | |
|-----|-------------|----|----|----|----|----|----|----------|------------|-------|----|----|----|----|----|----|----|----------|------------|----|----|----|----------|------------|
| | p1 | p2 | p3 | p4 | p5 | p6 | p7 | Total x1 | Persentase | p1 | p2 | p3 | p4 | p5 | p6 | p7 | p8 | Total x2 | Persentase | p1 | p2 | p3 | Total x3 | Persentase |
| 124 | 1 | 0 | 0 | 1 | 1 | 1 | 1 | 5 | 71,43% | 3 | 3 | 3 | 3 | 3 | 2 | 3 | 3 | 23 | 71,88% | 3 | 1 | 3 | 7 | 77,78% |
| 125 | 1 | 1 | 1 | 1 | 1 | 0 | 1 | 6 | 85,71% | 4 | 3 | 2 | 2 | 2 | 2 | 3 | 3 | 21 | 65,63% | 2 | 1 | 2 | 5 | 55,56% |
| 126 | 1 | 1 | 1 | 1 | 1 | 0 | 0 | 5 | 71,43% | 3 | 3 | 2 | 2 | 2 | 2 | 3 | 3 | 20 | 62,50% | 3 | 1 | 3 | 7 | 77,78% |
| 127 | 1 | 1 | 1 | 1 | 1 | 1 | 0 | 6 | 85,71% | 3 | 3 | 2 | 1 | 1 | 2 | 4 | 3 | 19 | 59,38% | 2 | 1 | 2 | 5 | 55,56% |
| 128 | 1 | 1 | 1 | 1 | 0 | 1 | 1 | 6 | 85,71% | 3 | 3 | 3 | 3 | 3 | 2 | 3 | 3 | 23 | 71,88% | 3 | 1 | 3 | 7 | 77,78% |
| 129 | 0 | 0 | 0 | 1 | 1 | 1 | 0 | 3 | 42,86% | 4 | 4 | 2 | 2 | 2 | 2 | 3 | 3 | 22 | 68,75% | 2 | 1 | 2 | 5 | 55,56% |
| 130 | 1 | 1 | 0 | 1 | 1 | 1 | 1 | 6 | 85,71% | 3 | 3 | 2 | 2 | 2 | 2 | 3 | 3 | 20 | 62,50% | 3 | 1 | 2 | 6 | 66,67% |
| 131 | 1 | 1 | 1 | 1 | 1 | 1 | 1 | 7 | 100% | 4 | 3 | 2 | 2 | 2 | 1 | 3 | 3 | 20 | 62,50% | 3 | 1 | 2 | 6 | 66,67% |
| 132 | 1 | 1 | 1 | 1 | 1 | 0 | 0 | 5 | 71,43% | 3 | 3 | 2 | 2 | 2 | 2 | 3 | 3 | 20 | 62,50% | 2 | 1 | 2 | 5 | 55,56% |
| 133 | 1 | 1 | 0 | 1 | 1 | 1 | 1 | 6 | 85,71% | 3 | 3 | 2 | 1 | 2 | 2 | 3 | 3 | 19 | 59,38% | 3 | 1 | 3 | 7 | 77,78% |
| 134 | 0 | 1 | 0 | 1 | 0 | 1 | 1 | 4 | 57,14% | 3 | 3 | 2 | 2 | 3 | 2 | 3 | 3 | 21 | 65,63% | 3 | 1 | 3 | 7 | 77,78% |
| 135 | 1 | 0 | 1 | 1 | 1 | 1 | 1 | 6 | 85,71% | 3 | 3 | 2 | 2 | 2 | 2 | 3 | 3 | 20 | 62,50% | 3 | 1 | 2 | 6 | 66,67% |
| 136 | 1 | 1 | 1 | 1 | 1 | 1 | 0 | 6 | 85,71% | 4 | 3 | 1 | 2 | 1 | 2 | 4 | 3 | 20 | 62,50% | 2 | 1 | 2 | 5 | 55,56% |
| 137 | 1 | 1 | 1 | 1 | 1 | 1 | 0 | 6 | 85,71% | 3 | 4 | 2 | 2 | 2 | 2 | 3 | 3 | 21 | 65,63% | 3 | 1 | 2 | 6 | 66,67% |
| 138 | 1 | 1 | 0 | 1 | 1 | 1 | 1 | 6 | 85,71% | 3 | 3 | 2 | 3 | 3 | 2 | 3 | 3 | 22 | 68,75% | 3 | 1 | 3 | 7 | 77,78% |
| 139 | 0 | 1 | 0 | 1 | 1 | 1 | 1 | 5 | 71,43% | 3 | 3 | 4 | 4 | 4 | 3 | 3 | 3 | 27 | 84,38% | 3 | 1 | 3 | 7 | 77,78% |
| 140 | 0 | 1 | 0 | 1 | 1 | 1 | 1 | 5 | 71,43% | 3 | 3 | 2 | 2 | 3 | 2 | 3 | 3 | 21 | 65,63% | 3 | 1 | 3 | 7 | 77,78% |
| 141 | 1 | 0 | 1 | 1 | 0 | 1 | 1 | 5 | 71,43% | 3 | 3 | 3 | 2 | 2 | 2 | 3 | 3 | 21 | 65,63% | 3 | 1 | 3 | 7 | 77,78% |
| 142 | 1 | 1 | 1 | 1 | 1 | 1 | 0 | 6 | 85,71% | 4 | 3 | 2 | 1 | 2 | 2 | 3 | 3 | 20 | 62,50% | 2 | 1 | 2 | 5 | 55,56% |
| 143 | 0 | 1 | 0 | 1 | 1 | 1 | 1 | 5 | 71,43% | 3 | 3 | 2 | 2 | 3 | 3 | 3 | 3 | 22 | 68,75% | 3 | 1 | 3 | 7 | 77,78% |
| 144 | 1 | 1 | 1 | 1 | 1 | 1 | 1 | 7 | 100% | 4 | 4 | 4 | 1 | 1 | 2 | 3 | 3 | 22 | 68,75% | 2 | 1 | 2 | 5 | 55,56% |

| No | Pengetahuan | | | | | | | | | Sikap | | | | | | | | | Kesediaan | | | | | |
|-----|-------------|----|----|----|----|----|----|----------|------------|-------|----|----|----|----|----|----|----|----------|------------|----|----|----|----------|------------|
| | p1 | p2 | p3 | p4 | p5 | p6 | p7 | Total x1 | Persentase | p1 | p2 | p3 | p4 | p5 | p6 | p7 | p8 | Total x2 | Persentase | p1 | p2 | p3 | Total x3 | Persentase |
| 145 | 1 | 1 | 0 | 1 | 1 | 1 | 1 | 6 | 85,71% | 3 | 4 | 2 | 2 | 2 | 2 | 4 | 3 | 22 | 68,75% | 3 | 1 | 3 | 7 | 77,78% |
| 146 | 1 | 1 | 0 | 1 | 1 | 1 | 1 | 6 | 85,71% | 3 | 3 | 3 | 3 | 3 | 3 | 3 | 3 | 24 | 75,00% | 3 | 1 | 3 | 7 | 77,78% |
| 147 | 1 | 1 | 1 | 1 | 1 | 1 | 0 | 6 | 85,71% | 4 | 3 | 2 | 2 | 2 | 2 | 3 | 3 | 21 | 65,63% | 3 | 1 | 2 | 6 | 66,67% |
| 148 | 0 | 1 | 1 | 1 | 1 | 1 | 1 | 6 | 85,71% | 3 | 3 | 3 | 2 | 3 | 3 | 3 | 3 | 23 | 71,88% | 3 | 1 | 3 | 7 | 77,78% |
| 149 | 0 | 0 | 1 | 1 | 1 | 1 | 1 | 5 | 71,43% | 3 | 3 | 3 | 3 | 3 | 3 | 3 | 3 | 24 | 75,00% | 3 | 1 | 3 | 7 | 77,78% |
| 150 | 1 | 1 | 1 | 1 | 0 | 1 | 0 | 5 | 71,43% | 4 | 4 | 1 | 1 | 1 | 1 | 4 | 3 | 19 | 59,38% | 3 | 1 | 2 | 6 | 66,67% |
| 151 | 1 | 1 | 0 | 1 | 1 | 1 | 1 | 6 | 85,71% | 3 | 3 | 1 | 3 | 3 | 3 | 3 | 3 | 22 | 68,75% | 3 | 1 | 3 | 7 | 77,78% |
| 152 | 1 | 1 | 0 | 1 | 1 | 1 | 1 | 6 | 85,71% | 3 | 3 | 3 | 3 | 3 | 3 | 3 | 3 | 24 | 75,00% | 3 | 1 | 3 | 7 | 77,78% |
| 153 | 1 | 1 | 1 | 1 | 1 | 1 | 0 | 6 | 85,71% | 4 | 3 | 2 | 2 | 2 | 2 | 3 | 3 | 21 | 65,63% | 3 | 1 | 2 | 6 | 66,67% |
| 154 | 1 | 1 | 1 | 1 | 0 | 1 | 0 | 5 | 71,43% | 3 | 3 | 2 | 2 | 1 | 1 | 3 | 3 | 18 | 56,25% | 2 | 1 | 2 | 5 | 55,56% |
| 155 | 1 | 1 | 1 | 1 | 0 | 1 | 0 | 5 | 71,43% | 3 | 3 | 2 | 1 | 2 | 2 | 2 | 2 | 17 | 53,13% | 2 | 1 | 2 | 5 | 55,56% |
| 156 | 1 | 1 | 1 | 1 | 1 | 1 | 0 | 6 | 85,71% | 3 | 3 | 1 | 1 | 1 | 2 | 3 | 3 | 17 | 53,13% | 2 | 1 | 2 | 5 | 55,56% |
| 157 | 1 | 1 | 1 | 1 | 1 | 1 | 0 | 6 | 85,71% | 3 | 3 | 3 | 2 | 2 | 2 | 3 | 3 | 21 | 65,63% | 2 | 1 | 2 | 5 | 55,56% |
| 158 | 1 | 1 | 0 | 1 | 0 | 1 | 0 | 4 | 57,14% | 3 | 3 | 2 | 2 | 2 | 3 | 3 | 3 | 21 | 65,63% | 3 | 1 | 3 | 7 | 77,78% |
| 159 | 1 | 1 | 1 | 1 | 0 | 1 | 0 | 5 | 71,43% | 3 | 3 | 2 | 2 | 2 | 2 | 3 | 3 | 20 | 62,50% | 2 | 1 | 2 | 5 | 55,56% |
| 160 | 1 | 1 | 1 | 1 | 1 | 1 | 1 | 7 | 100% | 4 | 3 | 1 | 2 | 2 | 2 | 4 | 3 | 21 | 65,63% | 2 | 1 | 3 | 6 | 66,67% |
| 161 | 1 | 1 | 0 | 1 | 0 | 1 | 1 | 5 | 71,43% | 4 | 3 | 2 | 1 | 1 | 1 | 3 | 3 | 18 | 56,25% | 3 | 1 | 3 | 7 | 77,78% |
| 162 | 1 | 1 | 1 | 1 | 1 | 1 | 1 | 7 | 100% | 3 | 3 | 2 | 2 | 2 | 2 | 3 | 3 | 20 | 62,50% | 3 | 1 | 3 | 7 | 77,78% |
| 163 | 1 | 1 | 1 | 1 | 0 | 1 | 1 | 6 | 85,71% | 3 | 3 | 1 | 1 | 2 | 2 | 3 | 3 | 18 | 56,25% | 2 | 1 | 2 | 5 | 55,56% |
| 164 | 1 | 1 | 1 | 1 | 1 | 1 | 1 | 7 | 100% | 3 | 3 | 2 | 2 | 2 | 2 | 3 | 4 | 21 | 65,63% | 3 | 1 | 2 | 6 | 66,67% |
| 165 | 1 | 1 | 0 | 1 | 1 | 1 | 1 | 6 | 85,71% | 3 | 3 | 2 | 2 | 2 | 1 | 4 | 4 | 21 | 65,63% | 2 | 1 | 2 | 5 | 55,56% |

| No | Pengetahuan | | | | | | | | | Sikap | | | | | | | | | Kesediaan | | | | | |
|-----|-------------|----|----|----|----|----|----|----------|------------|-------|----|----|----|----|----|----|----|----------|------------|----|----|----|----------|------------|
| | p1 | p2 | p3 | p4 | p5 | p6 | p7 | Total x1 | Persentase | p1 | p2 | p3 | p4 | p5 | p6 | p7 | p8 | Total x2 | Persentase | p1 | p2 | p3 | Total x3 | Persentase |
| 166 | 1 | 1 | 1 | 1 | 1 | 1 | 1 | 7 | 100,00% | 4 | 4 | 2 | 2 | 2 | 2 | 3 | 3 | 22 | 68,75% | 3 | 1 | 2 | 6 | 66,67% |
| 167 | 1 | 1 | 1 | 1 | 1 | 1 | 1 | 7 | 100,00% | 3 | 3 | 1 | 1 | 1 | 1 | 4 | 4 | 18 | 56,25% | 3 | 1 | 3 | 7 | 77,78% |
| 168 | 1 | 1 | 1 | 1 | 1 | 1 | 1 | 7 | 100,00% | 4 | 3 | 2 | 1 | 1 | 2 | 3 | 3 | 19 | 59,38% | 3 | 1 | 3 | 7 | 77,78% |
| 169 | 1 | 1 | 1 | 1 | 0 | 0 | 1 | 5 | 71,43% | 3 | 3 | 2 | 2 | 2 | 2 | 3 | 3 | 20 | 62,50% | 3 | 1 | 2 | 6 | 66,67% |
| 170 | 1 | 1 | 1 | 1 | 1 | 1 | 1 | 7 | 100,00% | 4 | 3 | 2 | 2 | 2 | 2 | 3 | 3 | 21 | 65,63% | 3 | 1 | 2 | 6 | 66,67% |
| 171 | 1 | 1 | 1 | 1 | 1 | 1 | 1 | 7 | 100,00% | 3 | 3 | 2 | 2 | 2 | 2 | 3 | 3 | 20 | 62,50% | 3 | 1 | 3 | 7 | 77,78% |
| 172 | 1 | 1 | 1 | 1 | 1 | 0 | 0 | 5 | 71,43% | 3 | 3 | 2 | 2 | 2 | 2 | 3 | 3 | 20 | 62,50% | 3 | 1 | 3 | 7 | 77,78% |
| 173 | 1 | 1 | 0 | 0 | 0 | 0 | 0 | 2 | 28,57% | 4 | 3 | 2 | 2 | 2 | 2 | 3 | 3 | 21 | 65,63% | 3 | 1 | 2 | 6 | 66,67% |
| 174 | 1 | 1 | 1 | 1 | 1 | 1 | 1 | 7 | 100,00% | 3 | 3 | 2 | 2 | 2 | 2 | 3 | 3 | 20 | 62,50% | 2 | 1 | 2 | 5 | 55,56% |
| 175 | 1 | 1 | 1 | 1 | 0 | 1 | 1 | 6 | 85,71% | 4 | 3 | 2 | 2 | 2 | 2 | 3 | 3 | 21 | 65,63% | 3 | 1 | 2 | 6 | 66,67% |
| 176 | 1 | 1 | 1 | 1 | 1 | 1 | 1 | 7 | 100,00% | 3 | 3 | 2 | 2 | 2 | 2 | 3 | 3 | 20 | 62,50% | 3 | 1 | 2 | 6 | 66,67% |
| 177 | 1 | 1 | 1 | 0 | 1 | 1 | 1 | 6 | 85,71% | 4 | 3 | 3 | 1 | 3 | 3 | 3 | 3 | 23 | 71,88% | 3 | 1 | 3 | 7 | 77,78% |
| 178 | 1 | 1 | 0 | 1 | 1 | 1 | 1 | 6 | 85,71% | 3 | 3 | 2 | 1 | 1 | 1 | 3 | 3 | 17 | 53,13% | 3 | 1 | 2 | 6 | 66,67% |
| 179 | 1 | 1 | 1 | 1 | 1 | 1 | 1 | 7 | 100,00% | 3 | 3 | 1 | 2 | 2 | 2 | 3 | 3 | 19 | 59,38% | 3 | 1 | 3 | 7 | 77,78% |
| 180 | 1 | 1 | 1 | 1 | 1 | 1 | 1 | 7 | 100,00% | 3 | 3 | 2 | 2 | 3 | 1 | 4 | 3 | 21 | 65,63% | 3 | 1 | 3 | 7 | 77,78% |
| 181 | 1 | 1 | 1 | 1 | 1 | 1 | 1 | 7 | 100,00% | 3 | 4 | 2 | 2 | 2 | 2 | 3 | 3 | 21 | 65,63% | 3 | 1 | 3 | 7 | 77,78% |
| 182 | 1 | 1 | 1 | 1 | 0 | 1 | 0 | 5 | 71,43% | 4 | 3 | 2 | 2 | 2 | 2 | 3 | 3 | 21 | 65,63% | 3 | 2 | 3 | 8 | 88,89% |
| 183 | 1 | 1 | 0 | 1 | 0 | 0 | 1 | 4 | 57,14% | 4 | 3 | 2 | 2 | 2 | 2 | 3 | 3 | 21 | 65,63% | 3 | 1 | 2 | 6 | 66,67% |
| 184 | 1 | 1 | 1 | 1 | 1 | 1 | 1 | 7 | 100,00% | 3 | 3 | 1 | 1 | 1 | 1 | 4 | 3 | 17 | 53,13% | 3 | 1 | 2 | 6 | 66,67% |
| 185 | 1 | 1 | 0 | 1 | 1 | 1 | 1 | 6 | 85,71% | 4 | 3 | 1 | 1 | 1 | 1 | 4 | 4 | 19 | 59,38% | 3 | 1 | 3 | 7 | 77,78% |
| 186 | 1 | 1 | 1 | 1 | 1 | 1 | 0 | 6 | 85,71% | 4 | 4 | 2 | 2 | 1 | 1 | 3 | 4 | 21 | 65,63% | 3 | 1 | 2 | 6 | 66,67% |

| No | Pengetahuan | | | | | | | | | Sikap | | | | | | | | | Kesediaan | | | | | |
|-----|-------------|----|----|----|----|----|----|----------|------------|-------|----|----|----|----|----|----|----|----------|------------|----|----|----|----------|------------|
| | p1 | p2 | p3 | p4 | p5 | p6 | p7 | Total x1 | Persentase | p1 | p2 | p3 | p4 | p5 | p6 | p7 | p8 | Total x2 | Persentase | p1 | p2 | p3 | Total x3 | Persentase |
| 187 | 1 | 1 | 1 | 1 | 0 | 1 | 0 | 5 | 71,43% | 3 | 3 | 2 | 2 | 2 | 2 | 3 | 3 | 20 | 62,50% | 3 | 1 | 3 | 7 | 77,78% |
| 188 | 1 | 1 | 1 | 1 | 1 | 1 | 0 | 6 | 85,71% | 3 | 3 | 2 | 2 | 1 | 1 | 4 | 3 | 19 | 59,38% | 3 | 1 | 3 | 7 | 77,78% |
| 189 | 1 | 1 | 1 | 1 | 1 | 1 | 1 | 7 | 100,00% | 4 | 3 | 1 | 1 | 2 | 2 | 3 | 3 | 19 | 59,38% | 3 | 1 | 3 | 7 | 77,78% |
| 190 | 1 | 1 | 1 | 1 | 1 | 1 | 1 | 7 | 100,00% | 4 | 4 | 2 | 2 | 2 | 2 | 4 | 3 | 23 | 71,88% | 3 | 1 | 3 | 7 | 77,78% |
| 191 | 1 | 1 | 1 | 1 | 1 | 1 | 1 | 7 | 100,00% | 4 | 4 | 2 | 1 | 1 | 1 | 4 | 4 | 21 | 65,63% | 3 | 1 | 3 | 7 | 77,78% |
| 192 | 1 | 1 | 1 | 1 | 1 | 0 | 1 | 6 | 85,71% | 4 | 3 | 1 | 1 | 1 | 1 | 4 | 4 | 19 | 59,38% | 3 | 1 | 3 | 7 | 77,78% |
| 193 | 1 | 1 | 1 | 1 | 1 | 1 | 1 | 7 | 100,00% | 3 | 3 | 1 | 1 | 1 | 1 | 4 | 4 | 18 | 56,25% | 3 | 1 | 3 | 7 | 77,78% |
| 194 | 1 | 1 | 1 | 1 | 1 | 1 | 1 | 7 | 100,00% | 3 | 4 | 1 | 1 | 1 | 1 | 4 | 3 | 18 | 56,25% | 3 | 1 | 2 | 6 | 66,67% |
| 195 | 1 | 1 | 1 | 1 | 1 | 1 | 1 | 7 | 100,00% | 4 | 4 | 2 | 1 | 1 | 1 | 4 | 4 | 21 | 65,63% | 3 | 1 | 3 | 7 | 77,78% |
| 196 | 1 | 1 | 1 | 1 | 1 | 1 | 1 | 7 | 100,00% | 4 | 4 | 1 | 1 | 1 | 2 | 3 | 4 | 20 | 62,50% | 3 | 2 | 2 | 7 | 77,78% |
| 197 | 1 | 1 | 1 | 1 | 1 | 1 | 1 | 7 | 100,00% | 3 | 3 | 1 | 1 | 1 | 1 | 4 | 4 | 18 | 56,25% | 3 | 1 | 3 | 7 | 77,78% |
| 198 | 1 | 1 | 1 | 1 | 1 | 1 | 1 | 7 | 100,00% | 4 | 4 | 1 | 2 | 1 | 2 | 3 | 4 | 21 | 65,63% | 3 | 1 | 3 | 7 | 77,78% |
| 199 | 1 | 1 | 1 | 1 | 1 | 1 | 1 | 7 | 100,00% | 3 | 3 | 1 | 1 | 1 | 1 | 3 | 3 | 16 | 50,00% | 3 | 1 | 2 | 6 | 66,67% |
| 200 | 1 | 1 | 1 | 1 | 1 | 1 | 1 | 7 | 100,00% | 3 | 3 | 1 | 1 | 1 | 1 | 4 | 3 | 17 | 53,13% | 3 | 1 | 3 | 7 | 77,78% |
| 201 | 1 | 1 | 0 | 1 | 0 | 1 | 1 | 5 | 71,43% | 4 | 3 | 2 | 3 | 3 | 3 | 3 | 4 | 25 | 78,13% | 3 | 2 | 3 | 8 | 88,89% |
| 202 | 1 | 1 | 0 | 1 | 0 | 1 | 1 | 5 | 71,43% | 3 | 3 | 2 | 3 | 2 | 2 | 3 | 3 | 21 | 65,63% | 3 | 1 | 3 | 7 | 77,78% |
| 203 | 1 | 1 | 1 | 1 | 0 | 1 | 0 | 5 | 71,43% | 3 | 3 | 3 | 2 | 3 | 3 | 3 | 3 | 23 | 71,88% | 3 | 2 | 3 | 8 | 88,89% |
| 204 | 0 | 0 | 0 | 1 | 1 | 1 | 0 | 3 | 42,86% | 4 | 4 | 3 | 3 | 3 | 3 | 3 | 3 | 26 | 81,25% | 3 | 2 | 3 | 8 | 88,89% |
| 205 | 1 | 1 | 0 | 1 | 0 | 1 | 0 | 4 | 57,14% | 3 | 4 | 3 | 3 | 2 | 2 | 3 | 3 | 23 | 71,88% | 2 | 1 | 2 | 5 | 55,56% |
| 206 | 1 | 0 | 1 | 1 | 1 | 1 | 0 | 5 | 71,43% | 1 | 2 | 2 | 2 | 2 | 2 | 2 | 2 | 15 | 46,88% | 2 | 1 | 2 | 5 | 55,56% |
| 207 | 1 | 1 | 1 | 1 | 0 | 1 | 0 | 5 | 71,43% | 3 | 2 | 2 | 2 | 2 | 2 | 2 | 3 | 18 | 56,25% | 2 | 1 | 2 | 5 | 55,56% |

| No | Pengetahuan | | | | | | | | | Sikap | | | | | | | | | Kesediaan | | | | | |
|-----|-------------|----|----|----|----|----|----|----------|------------|-------|----|----|----|----|----|----|----|----------|------------|----|----|----|----------|------------|
| | p1 | p2 | p3 | p4 | p5 | p6 | p7 | Total x1 | Persentase | p1 | p2 | p3 | p4 | p5 | p6 | p7 | p8 | Total x2 | Persentase | p1 | p2 | p3 | Total x3 | Persentase |
| 208 | 1 | 1 | 0 | 1 | 0 | 1 | 0 | 4 | 57,14% | 3 | 3 | 2 | 3 | 3 | 3 | 3 | 3 | 23 | 71,88% | 3 | 2 | 3 | 8 | 88,89% |
| 209 | 1 | 0 | 1 | 1 | 0 | 0 | 0 | 3 | 42,86% | 1 | 2 | 2 | 2 | 2 | 2 | 2 | 2 | 15 | 46,88% | 1 | 1 | 1 | 3 | 33,33% |
| 210 | 1 | 1 | 0 | 1 | 0 | 1 | 1 | 5 | 71,43% | 4 | 4 | 3 | 3 | 3 | 3 | 4 | 4 | 28 | 87,50% | 3 | 3 | 3 | 9 | 100,00% |
| 211 | 1 | 1 | 1 | 1 | 1 | 1 | 1 | 7 | 100,00% | 3 | 3 | 2 | 1 | 1 | 2 | 3 | 3 | 18 | 56,25% | 3 | 1 | 3 | 7 | 77,78% |
| 212 | 1 | 1 | 1 | 1 | 1 | 1 | 0 | 6 | 85,71% | 3 | 3 | 1 | 2 | 3 | 1 | 3 | 3 | 19 | 59,38% | 3 | 2 | 2 | 7 | 77,78% |
| 213 | 1 | 1 | 1 | 1 | 1 | 0 | 1 | 6 | 85,71% | 3 | 3 | 2 | 1 | 2 | 4 | 4 | 3 | 22 | 68,75% | 3 | 2 | 2 | 7 | 77,78% |
| 214 | 1 | 1 | 1 | 1 | 1 | 1 | 0 | 6 | 85,71% | 3 | 2 | 2 | 2 | 2 | 2 | 3 | 3 | 19 | 59,38% | 2 | 1 | 2 | 5 | 55,56% |
| 215 | 1 | 1 | 1 | 1 | 0 | 1 | 1 | 6 | 85,71% | 3 | 4 | 2 | 2 | 2 | 2 | 3 | 4 | 22 | 68,75% | 3 | 1 | 3 | 7 | 77,78% |
| 216 | 1 | 1 | 1 | 1 | 1 | 1 | 1 | 7 | 100,00% | 3 | 4 | 3 | 2 | 2 | 2 | 3 | 3 | 22 | 68,75% | 3 | 1 | 2 | 6 | 66,67% |
| 217 | 1 | 1 | 1 | 1 | 1 | 1 | 1 | 7 | 100,00% | 4 | 3 | 2 | 2 | 2 | 2 | 3 | 3 | 21 | 65,63% | 3 | 2 | 3 | 8 | 88,89% |
| 218 | 1 | 1 | 1 | 1 | 1 | 1 | 1 | 7 | 100,00% | 3 | 3 | 1 | 2 | 2 | 2 | 4 | 3 | 20 | 62,50% | 3 | 1 | 2 | 6 | 66,67% |
| 219 | 1 | 1 | 1 | 1 | 1 | 1 | 0 | 6 | 85,71% | 3 | 4 | 1 | 2 | 2 | 2 | 3 | 3 | 20 | 62,50% | 2 | 2 | 2 | 6 | 66,67% |
| 220 | 1 | 1 | 1 | 1 | 1 | 1 | 0 | 6 | 85,71% | 3 | 3 | 2 | 2 | 2 | 1 | 3 | 3 | 19 | 59,38% | 3 | 1 | 3 | 7 | 77,78% |
| 221 | 1 | 1 | 1 | 1 | 1 | 1 | 1 | 7 | 100,00% | 4 | 3 | 2 | 2 | 2 | 2 | 3 | 3 | 21 | 65,63% | 2 | 1 | 2 | 5 | 55,56% |
| 222 | 1 | 1 | 1 | 1 | 1 | 1 | 1 | 7 | 100,00% | 3 | 3 | 2 | 2 | 1 | 1 | 3 | 3 | 18 | 56,25% | 3 | 1 | 2 | 6 | 66,67% |
| 223 | 1 | 1 | 1 | 1 | 1 | 1 | 1 | 7 | 100,00% | 3 | 3 | 2 | 2 | 2 | 3 | 3 | 3 | 21 | 65,63% | 3 | 1 | 3 | 7 | 77,78% |
| 224 | 1 | 1 | 1 | 1 | 1 | 1 | 1 | 7 | 100,00% | 3 | 3 | 2 | 2 | 2 | 2 | 4 | 3 | 21 | 65,63% | 3 | 2 | 3 | 8 | 88,89% |
| 225 | 1 | 1 | 1 | 1 | 1 | 1 | 1 | 7 | 100,00% | 3 | 3 | 2 | 2 | 2 | 2 | 3 | 3 | 20 | 62,50% | 3 | 1 | 3 | 7 | 77,78% |
| 226 | 1 | 1 | 1 | 1 | 1 | 1 | 1 | 7 | 100,00% | 3 | 4 | 2 | 1 | 1 | 1 | 3 | 3 | 18 | 56,25% | 3 | 1 | 2 | 6 | 66,67% |
| 227 | 1 | 1 | 1 | 1 | 1 | 1 | 1 | 7 | 100,00% | 3 | 3 | 2 | 2 | 2 | 2 | 3 | 3 | 20 | 62,50% | 3 | 1 | 3 | 7 | 77,78% |
| 228 | 1 | 1 | 1 | 1 | 1 | 1 | 1 | 7 | 100,00% | 3 | 4 | 2 | 2 | 2 | 2 | 3 | 3 | 21 | 65,63% | 3 | 1 | 2 | 6 | 66,67% |

| No | Pengetahuan | | | | | | | | | Sikap | | | | | | | | | Kesediaan | | | | | |
|-----|-------------|----|----|----|----|----|----|----------|------------|-------|----|----|----|----|----|----|----|----------|------------|----|----|----|----------|------------|
| | p1 | p2 | p3 | p4 | p5 | p6 | p7 | Total x1 | Persentase | p1 | p2 | p3 | p4 | p5 | p6 | p7 | p8 | Total x2 | Persentase | p1 | p2 | p3 | Total x3 | Persentase |
| 229 | 1 | 1 | 1 | 1 | 1 | 1 | 1 | 7 | 100,00% | 3 | 3 | 2 | 2 | 2 | 2 | 4 | 3 | 21 | 65,63% | 3 | 1 | 3 | 7 | 77,78% |
| 230 | 1 | 1 | 1 | 1 | 1 | 1 | 1 | 7 | 100,00% | 3 | 3 | 2 | 2 | 2 | 2 | 3 | 3 | 20 | 62,50% | 3 | 1 | 3 | 7 | 77,78% |
| 231 | 1 | 1 | 1 | 1 | 1 | 1 | 0 | 6 | 85,71% | 3 | 3 | 2 | 2 | 2 | 2 | 3 | 3 | 20 | 62,50% | 3 | 1 | 3 | 7 | 77,78% |
| 232 | 1 | 1 | 1 | 1 | 1 | 1 | 1 | 7 | 100,00% | 3 | 3 | 1 | 2 | 2 | 2 | 3 | 4 | 20 | 62,50% | 2 | 2 | 2 | 6 | 66,67% |
| 233 | 1 | 1 | 1 | 1 | 1 | 1 | 0 | 6 | 85,71% | 3 | 3 | 2 | 2 | 2 | 2 | 3 | 3 | 20 | 62,50% | 3 | 1 | 2 | 6 | 66,67% |
| 234 | 1 | 1 | 1 | 1 | 1 | 1 | 0 | 6 | 85,71% | 1 | 2 | 2 | 2 | 2 | 1 | 2 | 2 | 14 | 43,75% | 2 | 1 | 2 | 5 | 55,56% |
| 235 | 1 | 1 | 1 | 1 | 1 | 1 | 0 | 6 | 85,71% | 3 | 3 | 2 | 2 | 2 | 2 | 3 | 3 | 20 | 62,50% | 3 | 1 | 2 | 6 | 66,67% |
| 236 | 1 | 1 | 1 | 1 | 1 | 1 | 1 | 7 | 100,00% | 3 | 2 | 2 | 2 | 2 | 1 | 3 | 3 | 18 | 56,25% | 2 | 1 | 2 | 5 | 55,56% |
| 237 | 1 | 1 | 1 | 1 | 1 | 1 | 1 | 7 | 100,00% | 3 | 3 | 1 | 2 | 1 | 2 | 4 | 3 | 19 | 59,38% | 3 | 1 | 3 | 7 | 77,78% |
| 238 | 1 | 1 | 1 | 1 | 1 | 1 | 1 | 7 | 100,00% | 3 | 3 | 2 | 2 | 1 | 1 | 3 | 3 | 18 | 56,25% | 3 | 1 | 3 | 7 | 77,78% |
| 239 | 1 | 1 | 1 | 1 | 1 | 1 | 1 | 7 | 100,00% | 4 | 3 | 2 | 2 | 2 | 2 | 3 | 3 | 21 | 65,63% | 3 | 1 | 3 | 7 | 77,78% |
| 240 | 1 | 1 | 1 | 1 | 1 | 1 | 0 | 6 | 85,71% | 3 | 3 | 2 | 2 | 2 | 2 | 4 | 4 | 22 | 68,75% | 3 | 1 | 3 | 7 | 77,78% |
| 241 | 1 | 1 | 1 | 1 | 1 | 1 | 0 | 6 | 85,71% | 3 | 3 | 2 | 2 | 2 | 1 | 3 | 3 | 19 | 59,38% | 3 | 1 | 3 | 7 | 77,78% |
| 242 | 1 | 1 | 1 | 1 | 1 | 1 | 0 | 6 | 85,71% | 3 | 3 | 2 | 2 | 2 | 2 | 3 | 3 | 20 | 62,50% | 3 | 1 | 3 | 7 | 77,78% |
| 243 | 1 | 1 | 1 | 1 | 1 | 1 | 1 | 7 | 100,00% | 3 | 3 | 1 | 1 | 1 | 1 | 4 | 3 | 17 | 53,13% | 3 | 1 | 2 | 6 | 66,67% |
| 244 | 1 | 1 | 1 | 1 | 1 | 1 | 1 | 7 | 100,00% | 3 | 3 | 2 | 2 | 2 | 2 | 3 | 3 | 20 | 62,50% | 3 | 1 | 3 | 7 | 77,78% |
| 245 | 1 | 1 | 1 | 1 | 1 | 1 | 1 | 7 | 100,00% | 3 | 3 | 2 | 1 | 1 | 1 | 3 | 4 | 18 | 56,25% | 3 | 1 | 3 | 7 | 77,78% |
| 246 | 1 | 1 | 1 | 1 | 1 | 1 | 1 | 7 | 100,00% | 3 | 3 | 1 | 2 | 2 | 2 | 3 | 3 | 19 | 59,38% | 3 | 1 | 3 | 7 | 77,78% |
| 247 | 1 | 1 | 1 | 1 | 1 | 1 | 0 | 6 | 85,71% | 3 | 3 | 2 | 2 | 2 | 2 | 3 | 3 | 20 | 62,50% | 3 | 1 | 3 | 7 | 77,78% |
| 248 | 1 | 1 | 1 | 1 | 1 | 1 | 1 | 7 | 100,00% | 3 | 4 | 1 | 1 | 2 | 1 | 4 | 4 | 20 | 62,50% | 3 | 1 | 3 | 7 | 77,78% |
| 249 | 1 | 1 | 1 | 1 | 1 | 1 | 0 | 6 | 85,71% | 4 | 2 | 2 | 2 | 2 | 2 | 3 | 3 | 20 | 62,50% | 3 | 1 | 3 | 7 | 77,78% |

| No | Pengetahuan | | | | | | | | | Sikap | | | | | | | | | Kesediaan | | | | | |
|-----|-------------|----|----|----|----|----|----|----------|------------|-------|----|----|----|----|----|----|----|----------|------------|----|----|----|----------|------------|
| | p1 | p2 | p3 | p4 | p5 | p6 | p7 | Total x1 | Persentase | p1 | p2 | p3 | p4 | p5 | p6 | p7 | p8 | Total x2 | Persentase | p1 | p2 | p3 | Total x3 | Persentase |
| 250 | 1 | 1 | 1 | 1 | 1 | 1 | 1 | 7 | 100,00% | 3 | 3 | 2 | 2 | 2 | 2 | 3 | 3 | 20 | 62,50% | 3 | 1 | 3 | 7 | 77,78% |
| 251 | 1 | 1 | 1 | 1 | 1 | 1 | 1 | 7 | 100,00% | 3 | 3 | 2 | 2 | 2 | 2 | 3 | 3 | 20 | 62,50% | 3 | 1 | 3 | 7 | 77,78% |
| 252 | 1 | 1 | 1 | 1 | 1 | 1 | 0 | 6 | 85,71% | 3 | 3 | 2 | 1 | 1 | 2 | 3 | 3 | 18 | 56,25% | 3 | 1 | 2 | 6 | 66,67% |
| 253 | 1 | 1 | 1 | 1 | 1 | 1 | 1 | 7 | 100,00% | 4 | 3 | 1 | 2 | 1 | 2 | 4 | 3 | 20 | 62,50% | 3 | 1 | 3 | 7 | 77,78% |
| 254 | 1 | 1 | 1 | 1 | 1 | 1 | 1 | 7 | 100,00% | 4 | 3 | 1 | 2 | 2 | 1 | 3 | 3 | 19 | 59,38% | 3 | 1 | 2 | 6 | 66,67% |
| 255 | 1 | 1 | 1 | 1 | 1 | 1 | 0 | 6 | 85,71% | 3 | 3 | 2 | 2 | 2 | 2 | 3 | 3 | 20 | 62,50% | 3 | 1 | 2 | 6 | 66,67% |
| 256 | 1 | 1 | 1 | 1 | 1 | 1 | 1 | 7 | 100,00% | 3 | 3 | 2 | 2 | 2 | 2 | 3 | 3 | 20 | 62,50% | 2 | 1 | 2 | 5 | 55,56% |
| 257 | 1 | 1 | 1 | 1 | 1 | 1 | 0 | 6 | 85,71% | 4 | 3 | 2 | 2 | 2 | 2 | 2 | 2 | 19 | 59,38% | 2 | 1 | 2 | 5 | 55,56% |
| 258 | 1 | 1 | 1 | 0 | 1 | 1 | 1 | 6 | 85,71% | 3 | 2 | 2 | 2 | 2 | 2 | 3 | 3 | 19 | 59,38% | 2 | 1 | 2 | 5 | 55,56% |
| 259 | 1 | 1 | 1 | 1 | 1 | 1 | 1 | 7 | 100,00% | 3 | 3 | 2 | 2 | 2 | 2 | 3 | 3 | 20 | 62,50% | 2 | 1 | 2 | 5 | 55,56% |
| 260 | 1 | 1 | 0 | 1 | 1 | 1 | 1 | 6 | 85,71% | 3 | 3 | 2 | 1 | 1 | 2 | 3 | 3 | 18 | 56,25% | 2 | 1 | 2 | 5 | 55,56% |
| 261 | 1 | 1 | 1 | 1 | 1 | 1 | 1 | 7 | 100,00% | 3 | 3 | 1 | 1 | 1 | 1 | 3 | 3 | 16 | 50,00% | 3 | 1 | 2 | 6 | 66,67% |
| 262 | 1 | 1 | 0 | 1 | 1 | 1 | 0 | 5 | 71,43% | 3 | 2 | 2 | 1 | 1 | 1 | 2 | 2 | 14 | 43,75% | 2 | 1 | 2 | 5 | 55,56% |
| 263 | 1 | 1 | 1 | 1 | 1 | 0 | 0 | 5 | 71,43% | 3 | 3 | 2 | 2 | 2 | 2 | 3 | 3 | 20 | 62,50% | 2 | 2 | 2 | 6 | 66,67% |
| 264 | 1 | 1 | 1 | 1 | 1 | 1 | 0 | 6 | 85,71% | 3 | 3 | 2 | 2 | 2 | 2 | 3 | 3 | 20 | 62,50% | 2 | 1 | 2 | 5 | 55,56% |
| 265 | 1 | 1 | 1 | 1 | 1 | 1 | 0 | 6 | 85,71% | 3 | 3 | 2 | 2 | 2 | 2 | 3 | 3 | 20 | 62,50% | 3 | 1 | 2 | 6 | 66,67% |
| 266 | 1 | 1 | 1 | 1 | 1 | 1 | 1 | 7 | 100,00% | 3 | 3 | 2 | 1 | 1 | 1 | 3 | 3 | 17 | 53,13% | 2 | 1 | 2 | 5 | 55,56% |
| 267 | 1 | 1 | 1 | 1 | 1 | 1 | 1 | 7 | 100,00% | 3 | 3 | 2 | 1 | 2 | 2 | 3 | 3 | 19 | 59,38% | 3 | 1 | 3 | 7 | 77,78% |
| 268 | 1 | 1 | 1 | 1 | 0 | 1 | 0 | 5 | 71,43% | 3 | 3 | 1 | 2 | 2 | 2 | 3 | 3 | 19 | 59,38% | 3 | 1 | 3 | 7 | 77,78% |
| 269 | 1 | 1 | 1 | 1 | 1 | 1 | 1 | 7 | 100,00% | 3 | 3 | 2 | 2 | 1 | 1 | 3 | 3 | 18 | 56,25% | 3 | 1 | 2 | 6 | 66,67% |
| 270 | 1 | 1 | 1 | 0 | 1 | 1 | 1 | 6 | 85,71% | 3 | 3 | 2 | 2 | 2 | 2 | 3 | 4 | 21 | 65,63% | 3 | 1 | 2 | 6 | 66,67% |

| No | Pengetahuan | | | | | | | | | Sikap | | | | | | | | | Kesediaan | | | | | |
|-----|-------------|----|----|----|----|----|----|----------|------------|-------|----|----|----|----|----|----|----|----------|------------|----|----|----|----------|------------|
| | p1 | p2 | p3 | p4 | p5 | p6 | p7 | Total x1 | Persentase | p1 | p2 | p3 | p4 | p5 | p6 | p7 | p8 | Total x2 | Persentase | p1 | p2 | p3 | Total x3 | Persentase |
| 271 | 1 | 1 | 1 | 1 | 1 | 1 | 1 | 7 | 100,00% | 3 | 3 | 2 | 2 | 2 | 2 | 3 | 3 | 20 | 62,50% | 3 | 1 | 2 | 6 | 66,67% |
| 272 | 1 | 1 | 1 | 1 | 1 | 1 | 0 | 6 | 85,71% | 4 | 3 | 2 | 1 | 2 | 2 | 3 | 3 | 20 | 62,50% | 3 | 2 | 2 | 7 | 77,78% |
| 273 | 1 | 1 | 1 | 1 | 1 | 1 | 1 | 7 | 100,00% | 4 | 3 | 2 | 2 | 2 | 2 | 3 | 3 | 21 | 65,63% | 2 | 1 | 2 | 5 | 55,56% |
| 274 | 0 | 1 | 1 | 1 | 1 | 1 | 1 | 6 | 85,71% | 4 | 3 | 2 | 2 | 1 | 1 | 3 | 3 | 19 | 59,38% | 2 | 1 | 3 | 6 | 66,67% |
| 275 | 1 | 1 | 1 | 1 | 1 | 1 | 1 | 7 | 100,00% | 3 | 3 | 2 | 2 | 2 | 2 | 3 | 3 | 20 | 62,50% | 3 | 1 | 2 | 6 | 66,67% |
| 276 | 1 | 1 | 1 | 1 | 1 | 1 | 1 | 7 | 100,00% | 3 | 3 | 2 | 2 | 2 | 2 | 3 | 3 | 20 | 62,50% | 3 | 1 | 3 | 7 | 77,78% |
| 277 | 1 | 1 | 1 | 1 | 1 | 1 | 1 | 7 | 100,00% | 3 | 3 | 2 | 2 | 2 | 2 | 3 | 3 | 20 | 62,50% | 2 | 1 | 2 | 5 | 55,56% |
| 278 | 1 | 1 | 1 | 1 | 1 | 1 | 1 | 7 | 100,00% | 3 | 3 | 2 | 1 | 1 | 2 | 3 | 3 | 18 | 56,25% | 3 | 1 | 3 | 7 | 77,78% |
| 279 | 1 | 1 | 1 | 1 | 1 | 1 | 1 | 7 | 100,00% | 3 | 3 | 2 | 2 | 2 | 2 | 3 | 3 | 20 | 62,50% | 3 | 2 | 2 | 7 | 77,78% |
| 280 | 1 | 1 | 1 | 1 | 1 | 1 | 1 | 7 | 100,00% | 3 | 3 | 2 | 2 | 2 | 2 | 3 | 3 | 20 | 62,50% | 3 | 1 | 3 | 7 | 77,78% |
| 281 | 1 | 1 | 1 | 1 | 1 | 1 | 1 | 7 | 100,00% | 3 | 3 | 2 | 2 | 2 | 2 | 3 | 3 | 20 | 62,50% | 3 | 1 | 3 | 7 | 77,78% |
| 282 | 1 | 1 | 1 | 1 | 1 | 1 | 1 | 7 | 100,00% | 3 | 3 | 2 | 2 | 2 | 2 | 3 | 4 | 21 | 65,63% | 3 | 1 | 3 | 7 | 77,78% |
| 283 | 1 | 1 | 1 | 1 | 1 | 1 | 0 | 6 | 85,71% | 3 | 3 | 2 | 2 | 2 | 2 | 3 | 3 | 20 | 62,50% | 2 | 1 | 2 | 5 | 55,56% |
| 284 | 1 | 1 | 1 | 1 | 1 | 1 | 1 | 7 | 100,00% | 3 | 3 | 2 | 1 | 1 | 1 | 3 | 3 | 17 | 53,13% | 2 | 1 | 2 | 5 | 55,56% |
| 285 | 1 | 1 | 1 | 1 | 1 | 1 | 1 | 7 | 100,00% | 3 | 3 | 1 | 1 | 1 | 1 | 3 | 3 | 16 | 50,00% | 3 | 2 | 3 | 8 | 88,89% |
| 286 | 1 | 1 | 1 | 1 | 1 | 1 | 1 | 7 | 100,00% | 4 | 3 | 1 | 2 | 2 | 2 | 3 | 3 | 20 | 62,50% | 3 | 1 | 2 | 6 | 66,67% |
| 287 | 1 | 1 | 1 | 1 | 1 | 1 | 1 | 7 | 100,00% | 4 | 3 | 2 | 2 | 2 | 3 | 3 | 3 | 22 | 68,75% | 3 | 1 | 3 | 7 | 77,78% |
| 288 | 1 | 1 | 1 | 1 | 1 | 1 | 1 | 7 | 100,00% | 4 | 3 | 2 | 2 | 2 | 2 | 3 | 3 | 21 | 65,63% | 3 | 1 | 2 | 6 | 66,67% |
| 289 | 1 | 1 | 1 | 1 | 0 | 0 | 1 | 5 | 71,43% | 3 | 3 | 2 | 1 | 2 | 3 | 3 | 3 | 20 | 62,50% | 2 | 1 | 2 | 5 | 55,56% |
| 290 | 1 | 1 | 1 | 1 | 1 | 1 | 1 | 7 | 100,00% | 4 | 3 | 2 | 2 | 3 | 3 | 3 | 3 | 23 | 71,88% | 3 | 1 | 2 | 6 | 66,67% |
| 291 | 1 | 1 | 1 | 1 | 1 | 1 | 1 | 7 | 100,00% | 3 | 3 | 2 | 2 | 2 | 2 | 3 | 3 | 20 | 62,50% | 3 | 1 | 3 | 7 | 77,78% |

| No | Pengetahuan | | | | | | | | | Sikap | | | | | | | | | Kesediaan | | | | | |
|-----|-------------|----|----|----|----|----|----|----------|------------|-------|----|----|----|----|----|----|----|----------|------------|----|----|----|----------|------------|
| | p1 | p2 | p3 | p4 | p5 | p6 | p7 | Total x1 | Persentase | p1 | p2 | p3 | p4 | p5 | p6 | p7 | p8 | Total x2 | Persentase | p1 | p2 | p3 | Total x3 | Persentase |
| 292 | 1 | 1 | 1 | 1 | 1 | 1 | 1 | 7 | 100,00% | 3 | 3 | 3 | 3 | 3 | 3 | 3 | 3 | 24 | 75,00% | 3 | 2 | 3 | 8 | 88,89% |
| 293 | 1 | 1 | 1 | 1 | 1 | 1 | 0 | 6 | 85,71% | 3 | 3 | 3 | 3 | 3 | 3 | 3 | 3 | 24 | 75,00% | 3 | 1 | 3 | 7 | 77,78% |
| 294 | 1 | 1 | 1 | 1 | 1 | 1 | 1 | 7 | 100,00% | 4 | 3 | 1 | 2 | 2 | 2 | 3 | 3 | 20 | 62,50% | 3 | 1 | 3 | 7 | 77,78% |
| 295 | 1 | 1 | 1 | 1 | 1 | 1 | 1 | 7 | 100,00% | 4 | 3 | 2 | 2 | 2 | 2 | 3 | 3 | 21 | 65,63% | 3 | 1 | 3 | 7 | 77,78% |
| 296 | 1 | 1 | 1 | 1 | 1 | 1 | 1 | 7 | 100,00% | 3 | 3 | 3 | 3 | 3 | 3 | 3 | 3 | 24 | 75,00% | 3 | 1 | 3 | 7 | 77,78% |
| 297 | 1 | 1 | 1 | 1 | 1 | 1 | 0 | 6 | 85,71% | 4 | 3 | 2 | 2 | 2 | 2 | 3 | 3 | 21 | 65,63% | 3 | 1 | 3 | 7 | 77,78% |
| 298 | 1 | 1 | 1 | 1 | 1 | 1 | 1 | 7 | 100,00% | 3 | 3 | 2 | 1 | 2 | 1 | 3 | 4 | 19 | 59,38% | 3 | 1 | 2 | 6 | 66,67% |
| 299 | 1 | 1 | 1 | 1 | 1 | 1 | 1 | 7 | 100,00% | 4 | 3 | 1 | 1 | 1 | 1 | 4 | 4 | 19 | 59,38% | 3 | 1 | 2 | 6 | 66,67% |
| 300 | 1 | 1 | 1 | 1 | 1 | 1 | 0 | 6 | 85,71% | 3 | 3 | 2 | 1 | 1 | 1 | 3 | 3 | 17 | 53,13% | 3 | 1 | 3 | 7 | 77,78% |
| 301 | 1 | 1 | 1 | 1 | 1 | 1 | 1 | 7 | 100,00% | 4 | 3 | 2 | 2 | 2 | 2 | 3 | 3 | 21 | 65,63% | 3 | 1 | 3 | 7 | 77,78% |
| 302 | 1 | 1 | 0 | 1 | 1 | 1 | 1 | 6 | 85,71% | 4 | 3 | 1 | 1 | 1 | 1 | 3 | 3 | 17 | 53,13% | 3 | 1 | 3 | 7 | 77,78% |
| 303 | 1 | 1 | 1 | 1 | 1 | 1 | 0 | 6 | 85,71% | 3 | 3 | 2 | 1 | 1 | 1 | 3 | 3 | 17 | 53,13% | 3 | 1 | 3 | 7 | 77,78% |
| 304 | 1 | 1 | 1 | 0 | 1 | 1 | 1 | 6 | 85,71% | 4 | 3 | 1 | 2 | 2 | 1 | 3 | 3 | 19 | 59,38% | 3 | 1 | 2 | 6 | 66,67% |
| 305 | 1 | 1 | 1 | 1 | 1 | 1 | 1 | 7 | 100,00% | 4 | 3 | 2 | 2 | 2 | 2 | 3 | 3 | 21 | 65,63% | 3 | 1 | 3 | 7 | 77,78% |
| 306 | 1 | 1 | 1 | 1 | 1 | 1 | 1 | 7 | 100,00% | 3 | 3 | 2 | 2 | 2 | 2 | 3 | 3 | 20 | 62,50% | 3 | 1 | 2 | 6 | 66,67% |
| 307 | 1 | 1 | 1 | 1 | 1 | 1 | 1 | 7 | 100,00% | 3 | 3 | 2 | 2 | 1 | 2 | 3 | 3 | 19 | 59,38% | 3 | 1 | 2 | 6 | 66,67% |
| 308 | 1 | 1 | 1 | 1 | 1 | 1 | 1 | 7 | 100,00% | 3 | 3 | 2 | 2 | 2 | 2 | 3 | 3 | 20 | 62,50% | 3 | 1 | 2 | 6 | 66,67% |
| 309 | 1 | 1 | 0 | 1 | 0 | 1 | 1 | 5 | 71,43% | 3 | 4 | 1 | 1 | 1 | 1 | 3 | 3 | 17 | 53,13% | 3 | 1 | 3 | 7 | 77,78% |
| 310 | 1 | 1 | 1 | 1 | 1 | 1 | 1 | 7 | 100,00% | 3 | 3 | 2 | 1 | 1 | 1 | 3 | 3 | 17 | 53,13% | 3 | 1 | 3 | 7 | 77,78% |
| 311 | 1 | 1 | 1 | 1 | 1 | 1 | 1 | 7 | 100,00% | 3 | 3 | 2 | 2 | 2 | 2 | 3 | 3 | 20 | 62,50% | 3 | 1 | 3 | 7 | 77,78% |
| 312 | 1 | 1 | 1 | 1 | 1 | 1 | 1 | 7 | 100,00% | 3 | 3 | 1 | 2 | 2 | 2 | 3 | 3 | 19 | 59,38% | 3 | 1 | 3 | 7 | 77,78% |

| No | Pengetahuan | | | | | | | | | Sikap | | | | | | | | | Kesediaan | | | | | |
|-----|-------------|----|----|----|----|----|----|----------|------------|-------|----|----|----|----|----|----|----|----------|------------|----|----|----|----------|------------|
| | p1 | p2 | p3 | p4 | p5 | p6 | p7 | Total x1 | Persentase | p1 | p2 | p3 | p4 | p5 | p6 | p7 | p8 | Total x2 | Persentase | p1 | p2 | p3 | Total x3 | Persentase |
| 313 | 1 | 1 | 1 | 1 | 1 | 1 | 0 | 6 | 85,71% | 3 | 3 | 2 | 2 | 2 | 2 | 3 | 3 | 20 | 62,50% | 3 | 1 | 2 | 6 | 66,67% |
| 314 | 1 | 1 | 1 | 1 | 1 | 1 | 1 | 7 | 100,00% | 4 | 3 | 1 | 3 | 3 | 3 | 4 | 24 | 75,00% | 3 | 1 | 3 | 7 | 77,78% | |
| 315 | 1 | 1 | 1 | 1 | 1 | 1 | 1 | 7 | 100,00% | 3 | 3 | 2 | 1 | 2 | 3 | 3 | 3 | 20 | 62,50% | 3 | 1 | 3 | 7 | 77,78% |
| 316 | 1 | 1 | 1 | 0 | 1 | 1 | 1 | 6 | 85,71% | 4 | 3 | 2 | 3 | 3 | 3 | 3 | 24 | 75,00% | 3 | 2 | 3 | 8 | 88,89% | |
| 317 | 1 | 1 | 1 | 1 | 1 | 1 | 1 | 7 | 100,00% | 4 | 3 | 2 | 2 | 2 | 2 | 3 | 3 | 21 | 65,63% | 3 | 1 | 2 | 6 | 66,67% |
| 318 | 1 | 1 | 1 | 1 | 1 | 1 | 0 | 6 | 85,71% | 4 | 2 | 3 | 3 | 3 | 3 | 3 | 24 | 75,00% | 3 | 1 | 3 | 7 | 77,78% | |
| 319 | 1 | 1 | 1 | 1 | 1 | 0 | 1 | 6 | 85,71% | 3 | 3 | 3 | 3 | 2 | 2 | 3 | 3 | 22 | 68,75% | 2 | 2 | 3 | 7 | 77,78% |
| 320 | 1 | 1 | 1 | 1 | 1 | 1 | 1 | 7 | 100,00% | 3 | 3 | 2 | 2 | 3 | 3 | 3 | 3 | 22 | 68,75% | 3 | 1 | 3 | 7 | 77,78% |
| 321 | 1 | 1 | 1 | 1 | 1 | 1 | 1 | 7 | 100,00% | 3 | 3 | 2 | 2 | 2 | 3 | 3 | 3 | 21 | 65,63% | 3 | 2 | 3 | 8 | 88,89% |
| 322 | 1 | 1 | 1 | 1 | 1 | 1 | 1 | 7 | 100,00% | 3 | 3 | 2 | 3 | 3 | 3 | 3 | 3 | 23 | 71,88% | 3 | 1 | 2 | 6 | 66,67% |
| 323 | 1 | 1 | 1 | 1 | 0 | 0 | 0 | 4 | 57,14% | 3 | 4 | 2 | 2 | 2 | 2 | 3 | 3 | 21 | 65,63% | 3 | 1 | 3 | 7 | 77,78% |
| 324 | 1 | 1 | 1 | 1 | 1 | 1 | 1 | 7 | 100,00% | 3 | 3 | 3 | 3 | 3 | 3 | 2 | 3 | 23 | 71,88% | 3 | 2 | 2 | 7 | 77,78% |
| 325 | 1 | 1 | 1 | 1 | 1 | 1 | 1 | 7 | 100,00% | 3 | 3 | 3 | 2 | 3 | 2 | 3 | 3 | 22 | 68,75% | 3 | 1 | 2 | 6 | 66,67% |
| 326 | 1 | 1 | 1 | 1 | 1 | 1 | 1 | 7 | 100,00% | 3 | 3 | 2 | 2 | 3 | 2 | 3 | 3 | 21 | 65,63% | 2 | 1 | 2 | 5 | 55,56% |
| 327 | 1 | 1 | 1 | 1 | 1 | 1 | 1 | 7 | 100,00% | 3 | 3 | 2 | 2 | 2 | 2 | 3 | 3 | 20 | 62,50% | 3 | 1 | 3 | 7 | 77,78% |
| 328 | 1 | 1 | 1 | 1 | 1 | 1 | 0 | 6 | 85,71% | 3 | 3 | 2 | 2 | 2 | 2 | 3 | 3 | 20 | 62,50% | 3 | 1 | 2 | 6 | 66,67% |
| 329 | 1 | 1 | 1 | 1 | 1 | 1 | 1 | 7 | 100,00% | 3 | 3 | 2 | 2 | 1 | 1 | 3 | 3 | 18 | 56,25% | 3 | 1 | 2 | 6 | 66,67% |
| 330 | 1 | 1 | 1 | 1 | 1 | 1 | 1 | 7 | 100,00% | 3 | 3 | 3 | 2 | 2 | 2 | 3 | 3 | 21 | 65,63% | 3 | 1 | 3 | 7 | 77,78% |
| 331 | 1 | 1 | 1 | 1 | 1 | 1 | 1 | 7 | 100,00% | 3 | 3 | 2 | 2 | 4 | 3 | 3 | 3 | 23 | 71,88% | 3 | 1 | 3 | 7 | 77,78% |
| 332 | 1 | 1 | 1 | 1 | 0 | 0 | 0 | 4 | 57,14% | 3 | 3 | 2 | 3 | 3 | 2 | 3 | 3 | 22 | 68,75% | 3 | 1 | 3 | 7 | 77,78% |
| 333 | 1 | 1 | 1 | 1 | 1 | 1 | 0 | 6 | 85,71% | 4 | 3 | 3 | 3 | 3 | 2 | 3 | 3 | 24 | 75,00% | 3 | 1 | 3 | 7 | 77,78% |

| No | Pengetahuan | | | | | | | | | Sikap | | | | | | | | | Kesediaan | | | | | |
|-----|-------------|----|----|----|----|----|----|----------|------------|-------|----|----|----|----|----|----|----|----------|------------|----|----|----|----------|------------|
| | p1 | p2 | p3 | p4 | p5 | p6 | p7 | Total x1 | Persentase | p1 | p2 | p3 | p4 | p5 | p6 | p7 | p8 | Total x2 | Persentase | p1 | p2 | p3 | Total x3 | Persentase |
| 334 | 1 | 1 | 1 | 1 | 1 | 1 | 1 | 7 | 100,00% | 3 | 3 | 2 | 2 | 2 | 3 | 3 | 3 | 21 | 65,63% | 3 | 1 | 2 | 6 | 66,67% |
| 335 | 1 | 1 | 1 | 1 | 1 | 1 | 0 | 6 | 85,71% | 3 | 3 | 1 | 2 | 2 | 2 | 4 | 4 | 21 | 65,63% | 3 | 1 | 3 | 7 | 77,78% |
| 336 | 1 | 1 | 1 | 1 | 1 | 1 | 1 | 7 | 100,00% | 4 | 3 | 1 | 2 | 1 | 2 | 3 | 3 | 19 | 59,38% | 3 | 1 | 3 | 7 | 77,78% |
| 337 | 1 | 1 | 1 | 1 | 1 | 1 | 1 | 7 | 100,00% | 4 | 3 | 1 | 2 | 2 | 2 | 3 | 3 | 20 | 62,50% | 3 | 1 | 3 | 7 | 77,78% |
| 338 | 1 | 1 | 1 | 1 | 1 | 1 | 1 | 7 | 100,00% | 3 | 3 | 2 | 3 | 3 | 3 | 3 | 3 | 23 | 71,88% | 3 | 1 | 3 | 7 | 77,78% |
| 339 | 1 | 1 | 1 | 1 | 0 | 1 | 1 | 6 | 85,71% | 3 | 3 | 2 | 2 | 2 | 2 | 3 | 3 | 20 | 62,50% | 3 | 1 | 3 | 7 | 77,78% |
| 340 | 1 | 1 | 1 | 1 | 1 | 1 | 1 | 7 | 100,00% | 3 | 3 | 2 | 2 | 2 | 2 | 3 | 3 | 20 | 62,50% | 3 | 2 | 3 | 8 | 88,89% |
| 341 | 1 | 1 | 1 | 1 | 1 | 1 | 0 | 6 | 85,71% | 3 | 3 | 3 | 3 | 3 | 2 | 3 | 3 | 23 | 71,88% | 3 | 1 | 3 | 7 | 77,78% |
| 342 | 1 | 1 | 1 | 1 | 1 | 1 | 1 | 7 | 100,00% | 3 | 3 | 2 | 2 | 2 | 2 | 3 | 3 | 20 | 62,50% | 3 | 1 | 2 | 6 | 66,67% |
| 343 | 1 | 1 | 1 | 1 | 1 | 1 | 1 | 7 | 100,00% | 3 | 3 | 2 | 2 | 2 | 2 | 3 | 3 | 20 | 62,50% | 3 | 1 | 3 | 7 | 77,78% |
| 344 | 1 | 1 | 1 | 1 | 1 | 1 | 1 | 7 | 100,00% | 3 | 3 | 2 | 2 | 3 | 3 | 3 | 3 | 22 | 68,75% | 3 | 1 | 3 | 7 | 77,78% |
| 345 | 1 | 1 | 1 | 1 | 1 | 1 | 0 | 6 | 85,71% | 2 | 3 | 2 | 2 | 2 | 2 | 3 | 3 | 19 | 59,38% | 3 | 1 | 2 | 6 | 66,67% |
| 346 | 1 | 1 | 0 | 1 | 1 | 1 | 1 | 6 | 85,71% | 3 | 3 | 2 | 2 | 2 | 2 | 3 | 3 | 20 | 62,50% | 3 | 2 | 3 | 8 | 88,89% |
| 347 | 1 | 1 | 1 | 1 | 1 | 1 | 1 | 7 | 100,00% | 3 | 3 | 2 | 2 | 2 | 2 | 3 | 3 | 20 | 62,50% | 3 | 2 | 2 | 7 | 77,78% |
| 348 | 1 | 1 | 1 | 1 | 0 | 0 | 0 | 4 | 57,14% | 3 | 3 | 2 | 2 | 2 | 2 | 3 | 3 | 20 | 62,50% | 3 | 1 | 3 | 7 | 77,78% |
| 349 | 1 | 1 | 1 | 1 | 1 | 1 | 1 | 7 | 100% | 3 | 3 | 2 | 2 | 2 | 2 | 3 | 3 | 20 | 62,50% | 3 | 1 | 3 | 7 | 77,78% |
| 350 | 1 | 1 | 1 | 1 | 1 | 1 | 1 | 7 | 100% | 3 | 3 | 2 | 2 | 2 | 2 | 3 | 3 | 20 | 62,50% | 3 | 1 | 3 | 7 | 77,78% |
| 351 | 1 | 1 | 1 | 1 | 1 | 1 | 1 | 7 | 100% | 3 | 3 | 2 | 2 | 2 | 2 | 3 | 3 | 20 | 62,50% | 3 | 1 | 2 | 6 | 66,67% |
| 352 | 1 | 1 | 1 | 1 | 1 | 1 | 1 | 7 | 100% | 3 | 3 | 2 | 2 | 2 | 2 | 3 | 3 | 20 | 62,50% | 3 | 2 | 3 | 8 | 88,89% |
| 353 | 1 | 1 | 1 | 1 | 1 | 1 | 1 | 7 | 100% | 3 | 3 | 2 | 3 | 3 | 3 | 2 | 3 | 22 | 68,75% | 2 | 1 | 2 | 5 | 55,56% |
| 354 | 1 | 1 | 0 | 1 | 1 | 1 | 1 | 6 | 85,71% | 3 | 3 | 2 | 2 | 2 | 2 | 3 | 3 | 20 | 62,50% | 3 | 1 | 3 | 7 | 77,78% |

| No | Pengetahuan | | | | | | | | | Sikap | | | | | | | | | Kesediaan | | | | | |
|-----|-------------|----|----|----|----|----|----|----------|------------|-------|----|----|----|----|----|----|----|----------|------------|----|----|----|----------|------------|
| | p1 | p2 | p3 | p4 | p5 | p6 | p7 | Total x1 | Persentase | p1 | p2 | p3 | p4 | p5 | p6 | p7 | p8 | Total x2 | Persentase | p1 | p2 | p3 | Total x3 | Persentase |
| 355 | 1 | 1 | 1 | 1 | 1 | 1 | 1 | 7 | 100% | 4 | 3 | 3 | 3 | 3 | 3 | 3 | 3 | 25 | 78,13% | 3 | 1 | 3 | 7 | 77,78% |
| 356 | 1 | 1 | 1 | 1 | 0 | 1 | 1 | 6 | 85,71% | 3 | 3 | 2 | 2 | 3 | 3 | 3 | 3 | 22 | 68,75% | 3 | 1 | 3 | 7 | 77,78% |
| 357 | 1 | 1 | 1 | 1 | 1 | 1 | 1 | 7 | 100% | 3 | 3 | 3 | 2 | 2 | 2 | 3 | 3 | 21 | 65,63% | 3 | 1 | 3 | 7 | 77,78% |
| 358 | 1 | 1 | 1 | 1 | 1 | 1 | 1 | 7 | 100% | 3 | 3 | 3 | 3 | 3 | 3 | 3 | 3 | 24 | 75,00% | 3 | 1 | 3 | 7 | 77,78% |
| 359 | 1 | 1 | 1 | 1 | 1 | 1 | 1 | 7 | 100% | 3 | 3 | 2 | 2 | 2 | 3 | 3 | 3 | 21 | 65,63% | 2 | 1 | 2 | 5 | 55,56% |
| 360 | 1 | 1 | 1 | 1 | 1 | 1 | 1 | 7 | 100% | 3 | 3 | 2 | 2 | 2 | 2 | 2 | 3 | 19 | 59,38% | 3 | 2 | 2 | 7 | 77,78% |
| 361 | 1 | 1 | 0 | 1 | 1 | 1 | 1 | 6 | 85,71% | 3 | 3 | 2 | 3 | 3 | 3 | 3 | 3 | 23 | 71,88% | 3 | 1 | 3 | 7 | 77,78% |
| 362 | 1 | 1 | 1 | 1 | 1 | 1 | 1 | 7 | 100% | 3 | 3 | 2 | 2 | 2 | 2 | 3 | 3 | 20 | 62,50% | 3 | 3 | 3 | 9 | 100,00% |
| 363 | 1 | 1 | 1 | 1 | 0 | 1 | 0 | 5 | 71,43% | 3 | 3 | 2 | 2 | 3 | 3 | 3 | 3 | 22 | 68,75% | 3 | 2 | 2 | 7 | 77,78% |
| 364 | 1 | 1 | 1 | 1 | 1 | 1 | 1 | 7 | 100% | 3 | 3 | 2 | 2 | 2 | 2 | 3 | 3 | 20 | 62,50% | 3 | 1 | 3 | 7 | 77,78% |
| 365 | 1 | 1 | 1 | 1 | 1 | 1 | 0 | 6 | 85,71% | 3 | 4 | 2 | 3 | 3 | 3 | 2 | 2 | 22 | 68,75% | 3 | 1 | 2 | 6 | 66,67% |
| 366 | 1 | 1 | 1 | 1 | 1 | 1 | 0 | 6 | 85,71% | 3 | 4 | 2 | 2 | 2 | 2 | 4 | 4 | 23 | 71,88% | 3 | 1 | 3 | 7 | 77,78% |
| 367 | 1 | 1 | 1 | 1 | 1 | 1 | 1 | 7 | 100,00% | 4 | 3 | 2 | 3 | 3 | 2 | 3 | 3 | 23 | 71,88% | 3 | 1 | 2 | 6 | 66,67% |
| 368 | 1 | 1 | 1 | 1 | 1 | 1 | 1 | 7 | 100,00% | 3 | 4 | 3 | 3 | 3 | 3 | 3 | 3 | 25 | 78,13% | 3 | 2 | 2 | 7 | 77,78% |
| 369 | 1 | 1 | 1 | 1 | 1 | 1 | 1 | 7 | 100,00% | 3 | 3 | 2 | 2 | 2 | 3 | 2 | 3 | 20 | 62,50% | 3 | 1 | 3 | 7 | 77,78% |

Lampiran 14. Hasil SPSS

Hasil Uji SPSS Univariat

1. Jenis Kelamin

jenis_kelamin

| | | Frequency | Percent | Valid Percent | Cumulative Percent |
|-------|-----------|-----------|---------|---------------|--------------------|
| Valid | Laki-Laki | 142 | 38.5 | 38.5 | 38.5 |
| | Perempuan | 227 | 61.5 | 61.5 | 100.0 |
| | Total | 369 | 100.0 | 100.0 | |

2. Usia

Usia

| | | Frequency | Percent | Valid Percent | Cumulative Percent |
|-------|-------------|-----------|---------|---------------|--------------------|
| Valid | 18-25 Tahun | 32 | 8.7 | 8.7 | 8.7 |
| | 26-35 Tahun | 102 | 27.6 | 27.6 | 36.3 |
| | 36-45 Tahun | 141 | 38.2 | 38.2 | 74.5 |
| | 46-55 Tahun | 88 | 23.8 | 23.8 | 98.4 |
| | >56 Tahun | 6 | 1.6 | 1.6 | 100.0 |
| | Total | 369 | 100.0 | 100.0 | |

3. Pendidikan

Pendidikan

| | | Frequency | Percent | Valid Percent | Cumulative Percent |
|-------|-----------------|-----------|---------|---------------|--------------------|
| Valid | SD | 137 | 37.1 | 37.1 | 37.1 |
| | SSMP | 70 | 19.0 | 19.0 | 56.1 |
| | SMA | 131 | 35.5 | 35.5 | 91.6 |
| | Diploma/sarjana | 31 | 8.4 | 8.4 | 100.0 |
| | Total | 369 | 100.0 | 100.0 | |

4. Pekerjaan

Pekerjaan

| | | Frequency | Percent | Valid Percent | Cumulative Percent |
|-------|-------------|-----------|---------|---------------|--------------------|
| Valid | IRT | 181 | 49.1 | 49.1 | 49.1 |
| | Pelajar/Mhs | 16 | 4.3 | 4.3 | 53.4 |
| | Pensiun | 4 | 1.1 | 1.1 | 54.5 |
| | Wiraswasta | 119 | 32.2 | 32.2 | 86.7 |
| | ASN | 5 | 1.4 | 1.4 | 88.1 |
| | Swasta | 27 | 7.3 | 7.3 | 95.4 |
| | Petani | 17 | 4.6 | 4.6 | 100.0 |
| | Total | 369 | 100.0 | 100.0 | |

5. Pendapatan

Pendapatan

| | | Frequency | Percent | Valid Percent | Cumulative Percent |
|-------|-----------------------|-----------|---------|---------------|--------------------|
| Valid | < UMP (Rp. 2.877.448) | 306 | 82.9 | 82.9 | 82.9 |
| | >=UMP (Rp.2.877.448) | 63 | 17.1 | 17.1 | 100.0 |
| | Total | 369 | 100.0 | 100.0 | |

6. Riwayat Penyakit Kronis

Riwayat_Penyakit_Kronis

| | | Frequency | Percent | Valid Percent | Cumulative Percent |
|-------|-------|-----------|---------|---------------|--------------------|
| Valid | Ya | 191 | 51.8 | 51.8 | 51.8 |
| | Tidak | 178 | 48.2 | 48.2 | 100.0 |
| | Total | 369 | 100.0 | 100.0 | |

7. Riwayat Infeksi Covid-19

Riwayat_Infeksi_Cov19

| | | Frequency | Percent | Valid Percent | Cumulative Percent |
|-------|-------|-----------|---------|---------------|--------------------|
| Valid | Ya | 25 | 6.8 | 6.8 | 6.8 |
| | Tidak | 344 | 93.2 | 93.2 | 100.0 |
| | Total | 369 | 100.0 | 100.0 | |

8. Sumber Pengetahuan

Sumber_pengetahuan

| | | Frequency | Percent | Valid Percent | Cumulative Percent |
|-------|----------------|-----------|---------|---------------|--------------------|
| Valid | Keluarga/Teman | 17 | 4.6 | 4.6 | 4.6 |
| | Media Sosial | 105 | 28.5 | 28.5 | 33.1 |
| | TV | 246 | 66.7 | 66.7 | 99.7 |
| | Lainnya | 1 | .3 | .3 | 100.0 |
| | Total | 369 | 100.0 | 100.0 | |

9. Pengetahuan

Kat_Pengetahuan

| | | Frequency | Percent | Valid Percent | Cumulative Percent |
|-------|--------|-----------|---------|---------------|--------------------|
| Valid | Kurang | 20 | 5.4 | 5.4 | 5.4 |
| | Cukup | 94 | 25.5 | 25.5 | 30.9 |
| | Baik | 255 | 69.1 | 69.1 | 100.0 |
| | Total | 369 | 100.0 | 100.0 | |

10. Sikap

Kat_Sikap

| | | Frequency | Percent | Valid Percent | Cumulative Percent |
|-------|---------|-----------|---------|---------------|--------------------|
| Valid | Negatif | 46 | 12.5 | 12.5 | 12.5 |
| | Positif | 323 | 87.5 | 87.5 | 100.0 |
| | Total | 369 | 100.0 | 100.0 | |

11. Kesiediaan Vaksinasi

Kat_Kesiediaan

| | | Frequency | Percent | Valid Percent | Cumulative Percent |
|-------|---------|-----------|---------|---------------|--------------------|
| Valid | Negatif | 59 | 16.0 | 16.0 | 16.0 |
| | Positif | 310 | 84.0 | 84.0 | 100.0 |
| | Total | 369 | 100.0 | 100.0 | |

Hasil Uji SPSS Bivariat *Chi-Square*

1. Hubungan antara Pengetahuan dengan Kesiediaan Vaksinasi Covid-19

Case Processing Summary

| | Cases | | | | | |
|-------------------------------------|-------|---------|---------|---------|-------|---------|
| | Valid | | Missing | | Total | |
| | N | Percent | N | Percent | N | Percent |
| Kat_Pengetahuan * Kat_Kesiediaan | 369 | 100.0% | 0 | .0% | 369 | 100.0% |

Kat_Pengetahuan * Kat_Kesiediaan Crosstabulation

| | | | Kat_Kesiediaan | | Total |
|--------------------------|--------------------------|--------------------------|----------------|---------|--------|
| | | | Negatif | Positif | |
| Kat_Pengetahuan | Kurang | Count | 1 | 19 | 20 |
| | | Expected Count | 3.2 | 16.8 | 20.0 |
| | | % within Kat_Pengetahuan | 5.0% | 95.0% | 100.0% |
| | | % within Kat_Kesiediaan | 1.7% | 6.1% | 5.4% |
| | | % of Total | .3% | 5.1% | 5.4% |
| | Cukup | Count | 9 | 85 | 94 |
| | | Expected Count | 15.0 | 79.0 | 94.0 |
| | | % within Kat_Pengetahuan | 9.6% | 90.4% | 100.0% |
| | | % within Kat_Kesiediaan | 15.3% | 27.4% | 25.5% |
| | | % of Total | 2.4% | 23.0% | 25.5% |
| | Baik | Count | 49 | 206 | 255 |
| | | Expected Count | 40.8 | 214.2 | 255.0 |
| % within Kat_Pengetahuan | | 19.2% | 80.8% | 100.0% | |
| % within Kat_Kesiediaan | | 83.1% | 66.5% | 69.1% | |
| % of Total | | 13.3% | 55.8% | 69.1% | |
| Total | Count | 59 | 310 | 369 | |
| | Expected Count | 59.0 | 310.0 | 369.0 | |
| | % within Kat_Pengetahuan | 16.0% | 84.0% | 100.0% | |
| | % within Kat_Kesiediaan | 100.0% | 100.0% | 100.0% | |
| | % of Total | 16.0% | 84.0% | 100.0% | |

Chi-Square Tests

| | Value | df | Asymp. Sig. (2-sided) |
|------------------------------|--------------------|----|-----------------------|
| Pearson Chi-Square | 6.654 ^a | 2 | .036 |
| Likelihood Ratio | 7.503 | 2 | .023 |
| Linear-by-Linear Association | 6.438 | 1 | .011 |
| N of Valid Cases | 369 | | |

a. 1 cells (16,7%) have expected count less than 5. The minimum expected count is 3,20.

Pada tabel *Chi-Square* diketahui bahwa untuk tabel 3 x 2, dan nilai frekuensi (*expected count*) tidak lebih dari 20% maka penggunaan uji *chi-Square* dalam penelitian ini sudah memenuhi syarat dan nilai *p-value* dari *pearson chi-square* pada tabel terlihat nilai *asyp. Sig. (2-sided)* (0,036) < 0,05 yang artinya ada hubungan antara pengetahuan dengan kesediaan vaksinasi.

2. Hubungan antara Sikap dengan kesediaan vaksinasi

Case Processing Summary

| | Cases | | | | | |
|---------------------------|-------|---------|---------|---------|-------|---------|
| | Valid | | Missing | | Total | |
| | N | Percent | N | Percent | N | Percent |
| Kat_Sikap * Kat_Kesediaan | 369 | 100.0% | 0 | .0% | 369 | 100.0% |

Kat_Sikap * Kat_Kesediaan Crosstabulation

| | | | Kat_Kesediaan | | Total |
|-----------|------------------------|------------------------|---------------|---------|--------|
| | | | Negatif | Positif | |
| Kat_Sikap | Negatif | Count | 13 | 33 | 46 |
| | | Expected Count | 7.4 | 38.6 | 46.0 |
| | | % within Kat_Sikap | 28.3% | 71.7% | 100.0% |
| | | % within Kat_Kesediaan | 22.0% | 10.6% | 12.5% |
| | | % of Total | 3.5% | 8.9% | 12.5% |
| | Positif | Count | 46 | 277 | 323 |
| | | Expected Count | 51.6 | 271.4 | 323.0 |
| | | % within Kat_Sikap | 14.2% | 85.8% | 100.0% |
| | | % within Kat_Kesediaan | 78.0% | 89.4% | 87.5% |
| | | % of Total | 12.5% | 75.1% | 87.5% |
| Total | Count | 59 | 310 | 369 | |
| | Expected Count | 59.0 | 310.0 | 369.0 | |
| | % within Kat_Sikap | 16.0% | 84.0% | 100.0% | |
| | % within Kat_Kesediaan | 100.0% | 100.0% | 100.0% | |
| | % of Total | 16.0% | 84.0% | 100.0% | |

Chi-Square Tests

| | Value | df | Asymp. Sig. (2-sided) | Exact Sig. (2-sided) | Exact Sig. (1-sided) |
|------------------------------|--------------------|----|-----------------------|----------------------|----------------------|
| Pearson Chi-Square | 5.892 ^a | 1 | .015 | | |
| Continuity Correction | 4.894 | 1 | .027 | | |
| Likelihood Ratio | 5.144 | 1 | .023 | | |
| Fisher's Exact Test | | | | .029 | .018 |
| Linear-by-Linear Association | 5.876 | 1 | .015 | | |
| N of Valid Cases | 369 | | | | |

a. 0 cells (.0%) have expected count less than 5. The minimum expected count is 7,36.

b. Computed only for a 2x2 table

Pada tabel *Chi-Square* diketahui bahwa untuk tabel 2 x 2, dan nilai frekuensi (*expected count*) tidak lebih dari 20% maka penggunaan uji *chi-Square* dalam penelitian ini sudah memenuhi syarat dan nilai *p-value* dari *Continuity Correction* pada tabel terlihat nilai *asympt. Sig. (2-sided)* (0,027) < 0,05 yang artinya ada hubungan antara sikap dengan kesediaan vaksinasi.

Lampiran 15. Kuesioner yang telah diisi oleh Responden

| | | |
|---|--|---|
| <p>Nama Panggilan *</p> <p>Apakah anda bersedia menjadi responden untuk ikut serta dalam penelitian?</p> <p><input checked="" type="radio"/> Bersedia <input type="radio"/> Tidak Bersedia</p> <p>Jenis Kelamin *</p> <p><input type="radio"/> Laki-laki <input checked="" type="radio"/> Perempuan</p> | <p>Memiliki Penyakit Kronis (Jantung Koroner, Diabetes, Hipertensi, dll) *</p> <p><input checked="" type="radio"/> Ya <input type="radio"/> Tidak</p> <p>Telah Terinfeksi Covid-19 *</p> <p><input type="radio"/> Ya <input checked="" type="radio"/> Tidak</p> | <p>Vaksinasi Covid-19 dapat melindungi orang lain yang tidak menerima vaksin. *</p> <p><input checked="" type="radio"/> Benar <input type="radio"/> Salah</p> <p>Vaksin Covid-19 akan diberikan melalui suntikan. *</p> <p><input checked="" type="radio"/> Benar <input type="radio"/> Salah</p> <p>Vaksin Covid-19 tidak memiliki efek samping. *</p> <p><input type="radio"/> Benar <input checked="" type="radio"/> Salah</p> |
| <p>Usia *</p> <p><input type="radio"/> 18-25 tahun <input type="radio"/> 26-35 tahun <input type="radio"/> 36-45 tahun <input checked="" type="radio"/> 46-55 tahun <input type="radio"/> 56-65 tahun</p> <p>Pendidikan Terakhir *</p> <p><input checked="" type="radio"/> SD/Sederajat <input type="radio"/> SMP/Sederajat <input type="radio"/> SMA/Sederajat <input type="radio"/> Diploma/Sarjana/Pasca Sarjana</p> | <p>Anggota keluarga atau teman telah terinfeksi Covid-19</p> <p><input type="radio"/> Ya <input checked="" type="radio"/> Tidak</p> <p>Batalan pilihan</p> <p>Sumber pengetahuan tentang vaksin Covid-19 *</p> <p><input type="radio"/> Keluarga/teman <input type="radio"/> Media Sosial <input checked="" type="radio"/> TV <input type="radio"/> Yang lain: _____</p> | <p>Vaksin Covid-19 aman untuk digunakan. *</p> <p><input checked="" type="radio"/> Benar <input type="radio"/> Salah</p> <p>Lansia tidak boleh menerima vaksin Covid-19. *</p> <p><input type="radio"/> Benar <input checked="" type="radio"/> Salah</p> |
| <p>Pekerjaan *</p> <p><input checked="" type="radio"/> Ibu Rumah Tangga <input type="radio"/> Pelajar/Mahasiswa <input type="radio"/> Pensiun <input type="radio"/> Wiraswasta <input type="radio"/> PNS <input type="radio"/> Pegawai Swasta <input type="radio"/> Yang lain: _____</p> <p>Kategori Pendapatan *</p> <p><input checked="" type="radio"/> < 2,877,448 (UMP Kalimantan Selatan) <input type="radio"/> > 2,877,448 (UMP Kalimantan Selatan)</p> | <p>Pengetahuan tentang Vaksin Covid-19</p> <p>Vaksin Covid-19 merupakan produk biologis yang terdapat antigen. *</p> <p><input checked="" type="radio"/> Benar <input type="radio"/> Salah</p> <p>Vaksin Covid-19 tidak dapat melindungi diri saya dari infeksi Covid-19. *</p> <p><input type="radio"/> Benar <input checked="" type="radio"/> Salah</p> | <p>Sikap tentang Vaksin Covid-19</p> <p>Berilah tanda ceklis (✓) pada pilihan ini terhadap pernyataan dibawah: Keterangan: SS = Sangat Setuju S = Setuju TS = Tidak Setuju STS = Sangat Tidak Setuju</p> <p>Vaksin akan mencegah saya terkena Virus Corona. *</p> <p><input type="radio"/> Sangat Setuju <input checked="" type="radio"/> Setuju <input type="radio"/> Tidak Setuju <input type="radio"/> Sangat Tidak Setuju</p> |

| | |
|---|--|
| <p>Saya sangat ingin mendapatkan vaksin Covid-19. *</p> <p><input type="radio"/> Sangat Setuju</p> <p><input checked="" type="radio"/> Setuju</p> <p><input type="radio"/> Tidak Setuju</p> <p><input type="radio"/> Sangat Tidak Setuju</p> | <p>Kesediaan Terhadap Vaksinasi Covid</p> <p>Saya bersedia untuk menerima vaksin Covid-19. *</p> <p><input checked="" type="radio"/> Setuju</p> <p><input type="radio"/> Ragu-Ragu</p> <p><input type="radio"/> Tidak Setuju</p> |
| <p>Saya khawatir tentang efek samping yang buruk jika saya vaksin. *</p> <p><input type="radio"/> Sangat Setuju</p> <p><input checked="" type="radio"/> Setuju</p> <p><input type="radio"/> Tidak Setuju</p> <p><input type="radio"/> Sangat Tidak Setuju</p> | <p>Saya bersedia membeli vaksin jika biayanya tidak ditanggung oleh pemerintah. *</p> <p><input type="radio"/> Setuju</p> <p><input type="radio"/> Ragu-Ragu</p> <p><input checked="" type="radio"/> Tidak Setuju</p> |
| <p>Saya khawatir tentang dengan</p> | |
| <p>Saya khawatir tentang dengan vaksin dikembangkan terlalu cepat. *</p> <p><input type="radio"/> Sangat Setuju</p> <p><input checked="" type="radio"/> Setuju</p> <p><input type="radio"/> Tidak setuju</p> <p><input type="radio"/> Sangat Tidak Setuju</p> | |
| <p>Saya khawatir jika vaksin virus Corona tidak akan efektif. *</p> <p><input type="radio"/> Sangat Setuju</p> <p><input checked="" type="radio"/> Setuju</p> <p><input type="radio"/> Tidak Setuju</p> <p><input type="radio"/> Sangat Tidak Setuju</p> | <p>Saya bersedia menasehati keluarga dan teman untuk divaksinasi. *</p> <p><input checked="" type="radio"/> Setuju</p> <p><input type="radio"/> Ragu-Ragu</p> <p><input type="radio"/> Tidak Setuju</p> |
| <p>Saya khawatir tentang efektivitas vaksin. *</p> <p><input type="radio"/> Sangat Setuju</p> <p><input checked="" type="radio"/> Setuju</p> <p><input type="radio"/> Tidak Setuju</p> <p><input type="radio"/> Sangat Tidak Setuju</p> | |
| <p>Saya akan menganjurkan teman untuk vaksin Covid-19. *</p> <p><input type="radio"/> Sangat Setuju</p> <p><input checked="" type="radio"/> Setuju</p> <p><input type="radio"/> Tidak Setuju</p> <p><input type="radio"/> Sangat Tidak Setuju</p> | |
| <p>Saya akan menganjurkan keluarga saya untuk vaksin Covid-19. *</p> <p><input type="radio"/> Sangat Setuju</p> <p><input checked="" type="radio"/> Setuju</p> <p><input type="radio"/> Tidak Setuju</p> <p><input type="radio"/> Sangat Tidak Setuju</p> | |